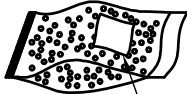
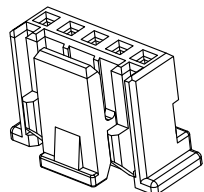


RoHS
COMPLIANT

Step 1: Place Housing into PE bag and seal PE bag. Label.

将 Housing放入PE袋内, 并将PE袋封好, 贴上标签.

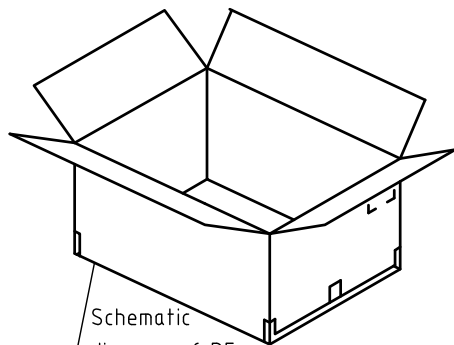


Label

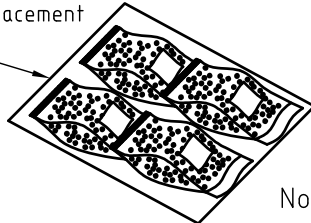
Step 2: Put PE bag packed products in cartons,

Packing detail see the table right

将装好产品的PE袋放入纸箱内, 详细包装见右表



Schematic diagram of PE bag placement

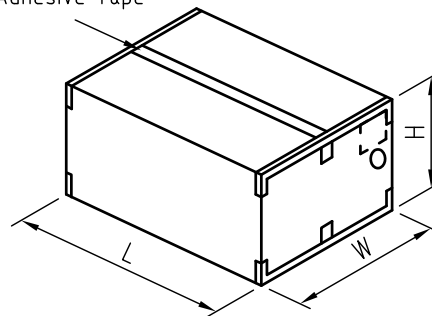


Step 3: Put PE bag packed products in cartons,

Packing detail see the table right

将装好产品的PE袋放入纸箱内, 详细包装见右表

Adhesive Tape



Circuits	PCS/Bag
2	1000
3	1000
4	1000
5	1000
6	1000
7	1000
8	1000
9	1000
10	1000
11	1000
12	1000
13	1000
14	1000
15	1000

Note注解:

1. There shall be no dirt such as deformation phenomenon, Mantissa box fillers must be used
每箱不可有脏污, 变形现象, 尾数箱必须用填充物
2. Confirm whether the inner and outer labels are missing and the content must be consistent with the actual product
确认内外标签有无漏失, 内容与实物必须一致
3. Packing quantity per carton depends on order and delivery quantity
每箱包装数量依订单及交货数量而定

	SPEC.	Remark
Carton 1	L460mm×W460mm×H510mm	Use the appropriate carton size according to the actual order quantity 根据实际订单数量使用合适的纸箱尺寸
Carton 2	L500mm×W500mm×H305mm	
Carton 3	L580mm×W580mm×H320mm	



MARK

1

2

3

4

5

6

7

8

9

TOLERANCE

X.X ±0.30

X.XX ±0.20

X.XXX ±0.10

Angle ±2°

TITLE:

PA2.0 Housing

Packing

UNIT:mm

SCALE:N/A

DRAWN:

Arwin 2020.03.05

CHECKED:

APPROVED:

SHEET:1/1

PROJECTION



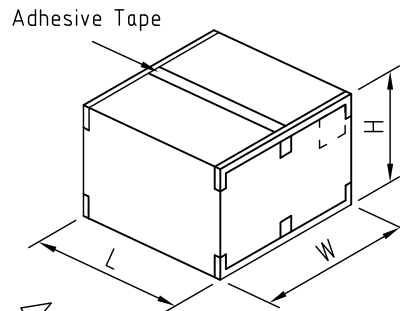
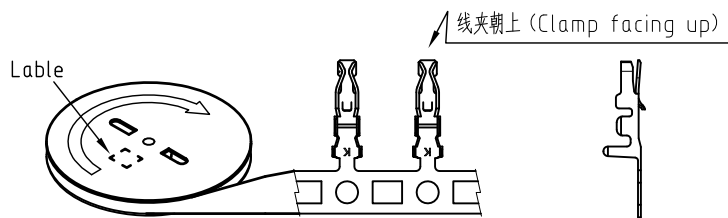
KONNRA 东莞市康瑞电子有限公司

DongGuan Konnra Electronics Co.,Ltd.

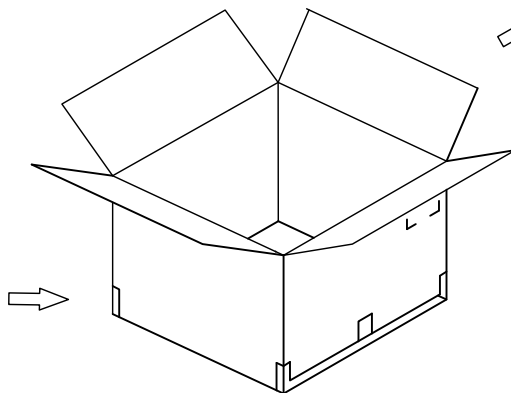
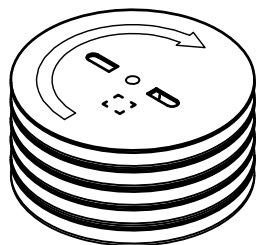
PART NO.:H2014****01B

REV.:A1 DRAWING NO.:2014H101-B-P

RoHS
COMPLIANT



Package way



Note注解:

1. There shall be no dirt such as deformation phenomenon, Mantissa box fillers must be used
每箱不可有脏污，变形现象，尾数箱必须用填充物
2. Confirm whether the inner and outer labels are missing and the content must be consistent with the actual product
确认内外标签有无漏失，内容与实物必须一致
3. Quantity(数量): 10K PCS/REEL (10K PCS/盘)
Packing quantity per carton depends on order and delivery quantity
每箱包装数量依订单及交货数量而定

	SPEC.	Remark
Carton 1	L460mm×W460mm×H510mm	Use the appropriate carton size according to the actual order quantity 根据实际订单数量使用合适的纸箱尺寸
Carton 2	L500mm×W500mm×H305mm	
Carton 3	L580mm×W580mm×H320mm	



MARK

1

2

3

4

5

6

7

8

9

TOLERANCE

X.X ±0.30

X.XX ±0.20

X.XXX ±0.10

Angle ±2°

TITLE:
PHD/PA2.0 Terminal
Packing

UNIT:mm

SCALE:N/A

DRAWN: Arwin 2020.03.05

CHECKED:

APPROVED:

SHEET:1/1

PROJECTION

KONNRA 东莞市康瑞电子有限公司
DongGuan Konnra Electronics Co.,Ltd.

PART NO.:T20050**0101A

REV.:A1 DRAWING NO.:2005T01-A-P

RoHS
COMPLIANT

Step 1: Place Housing into PE bag and seal PE bag. Label.

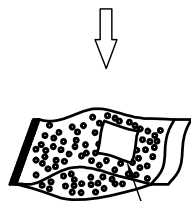
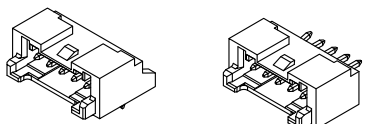
将 Housing放入PE袋内, 并将PE袋封好, 贴上标签.

Step 3: Put PE bag packed products in cartons,

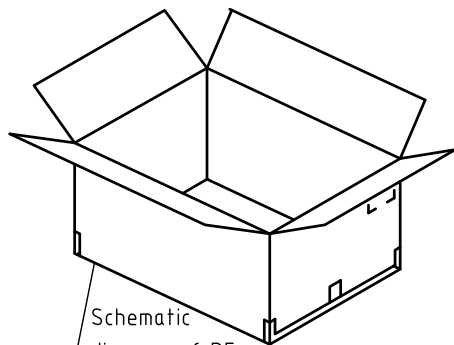
Packing detail see the table right

将装好产品的PE袋放入纸箱内, 详细包装见右表

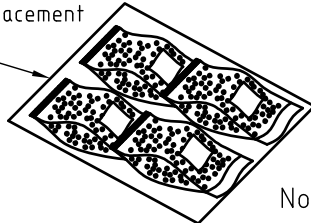
PA2.0 DIP 90° / PA2.0 DIP 180°



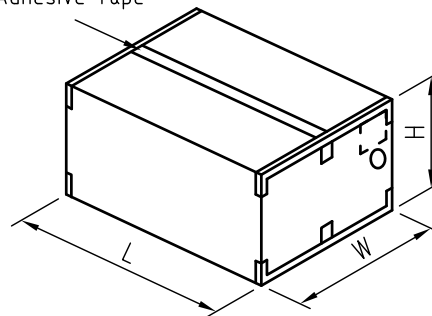
Label



Schematic diagram of PE bag placement



Adhesive Tape



Step 2: Put PE bag packed products in cartons,

Packing detail see the table right

将装好产品的PE袋放入纸箱内, 详细包装见右表

Circuits	PCS/Bag
2	1000
3	1000
4	1000
5	1000
6	1000
7	1000
8	1000
9	1000
10	1000
11	1000
12	1000
13	1000
14	1000
15	1000
16	1000

Note注解:

- There shall be no dirt such as deformation phenomenon, Mantissa box fillers must be used
每箱不可有脏污, 变形现象, 尾数箱必须用填充物
- Confirm whether the inner and outer labels are missing and the content must be consistent with the actual product
确认内外标签有无漏失, 内容与实物必须一致
- Packing quantity per carton depends on order and delivery quantity
每箱包装数量依订单及交货数量而定

	SPEC.	Remark
Carton 1	L460mm×W460mm×H510mm	Use the appropriate carton size according to the actual order quantity 根据实际订单数量使用合适的纸箱尺寸
Carton 2	L500mm×W500mm×H305mm	
Carton 3	L580mm×W580mm×H320mm	



MARK

REVISION DESCRIPTION

SIGNATURE

DATE

TOLERANCE

X.X ±0.30

X.XX ±0.20

X.XXX ±0.10

Angle ±2°

TITLE:

PA2.0 DIP WF

Series Packing

UNIT:mm

SCALE:N/A

DRAWN:

Arwin 2020.03.05

CHECKED:

APPROVED:

SHEET:1/1

PROJECTION

KONNRA 东莞市康瑞电子有限公司

DongGuan Konnra Electronics Co.,Ltd.

PART NO.:C2014*****01PA

REV.:A1

DRAWING NO.:2014WND101-A-P

1

2

3

4

5

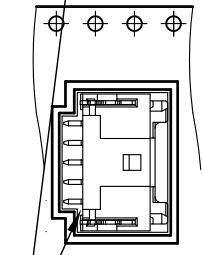
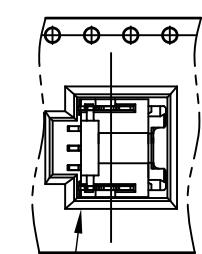
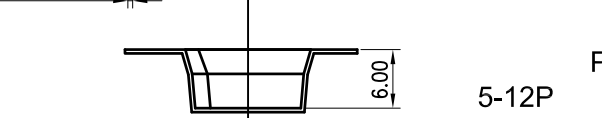
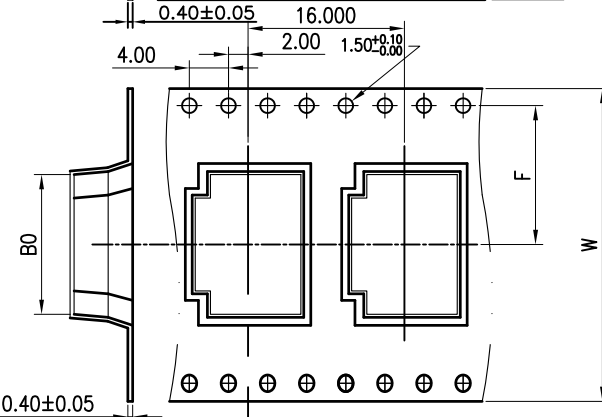
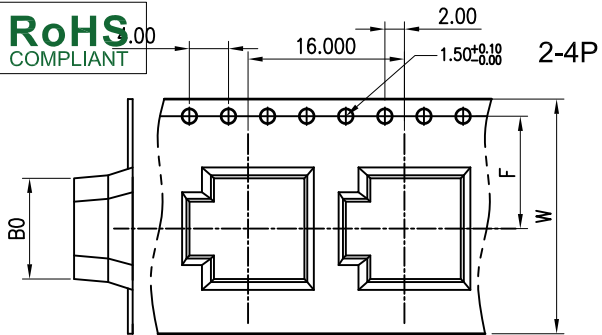
6

7

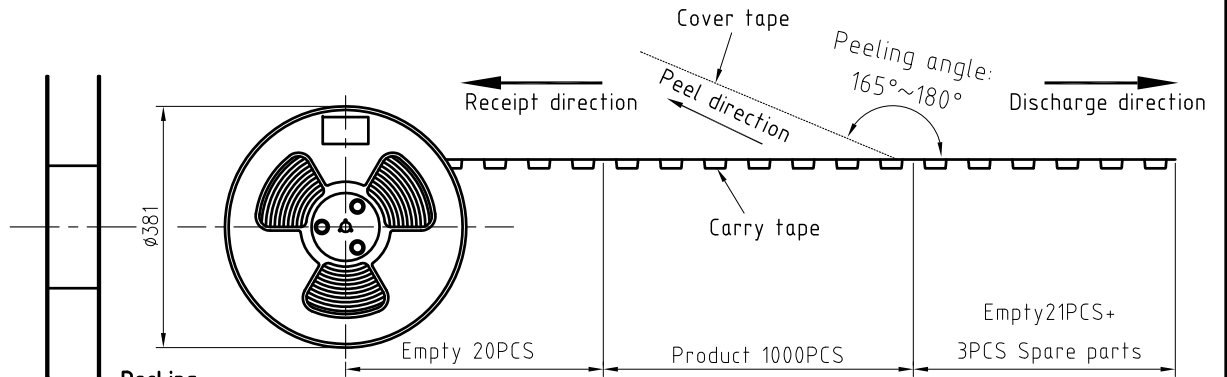
8

9

RoHS COMPLIANT



① Packaging diagram

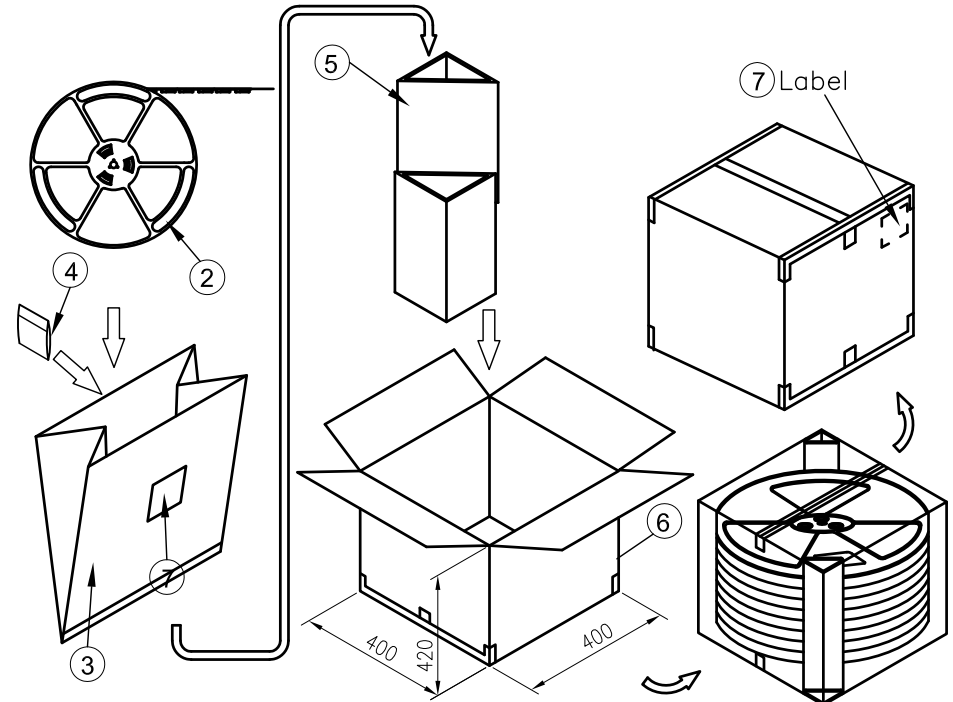


Packing:

The product is loaded into the carrier tape as required (see "Product Tape and Reel Packaging Table"), to be tested with the stripping force (stripping angle: 165°~180°; peel speed: 300 ± 10 mm / min); Peel force 0.1N ~ 1.3N;

NO.	NAME	SPEC.	Q'TY
①	Product	PA2.0 SMT 90° WF 系列	1000 PCS
②	Reel/Tape	--	1SET
③	Vacuum bag	550×500×0.10mm	1PCS/Reel
④	Desiccant	--	1PCS/Reel
⑤	cardboard	410×80×80mm	2PCS
⑥	carton	400×400×420mm	1PCS
⑦	Label	--	2PCS

Pin数	W±0.3	F±0.2	B0±0.2	Q'ty/BOX
2P~4P	24	11.5	8.30~12.30	14*1000
5P~8P	32	14.2	14.30~20.30	11*1000
9P~13P	44	20.2	22.30~28.30	8*1000
14P	56	26.2	32.30	6*500



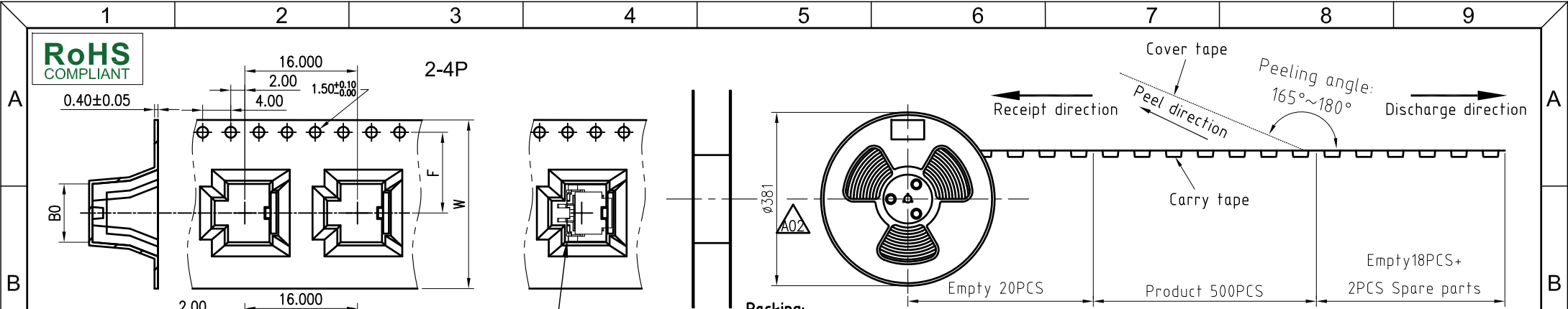
MARK	REVISION DESCRIPTION	SIGNATURE	DATE
1			
2			
3			

TOLERANCE	TITLE:
X.X ±0.30	PA2.0 SMT 90° Wafer
X.XX ±0.20	系列Package
X.XXX ±0.10	Specification
Angle ±2°	

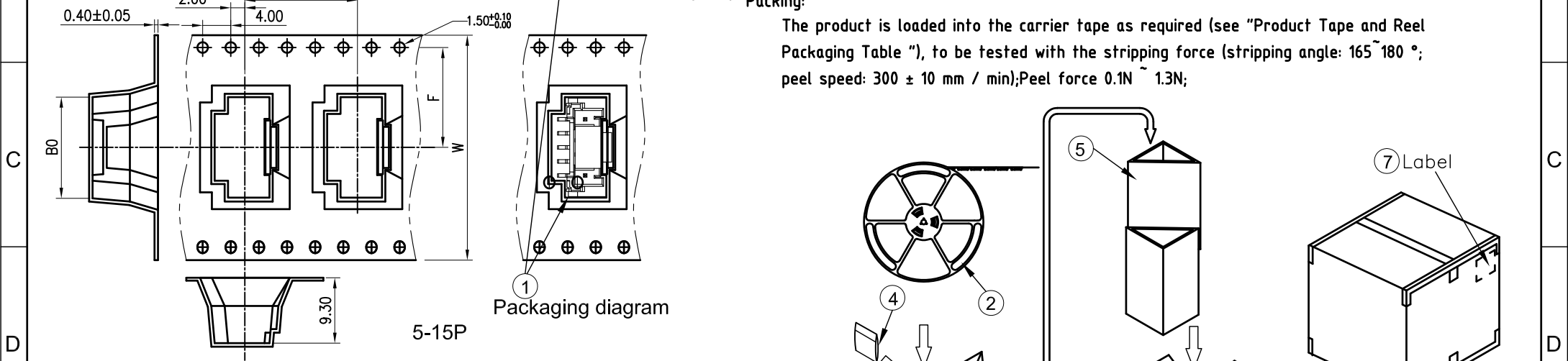
DRAWN: Arwin 2021.07.22
CHECKED:
APPROVED:
SHEET: 1/1

KONNRA 东莞市康瑞电子有限公司 DongGuan Konnra Electronics Co.,Ltd.	
PART NO.: C2014RS***11M01**RA	
REV.: A1	DRAWING NO.: 2014WRS101-A-P

RoHS
COMPLIANT



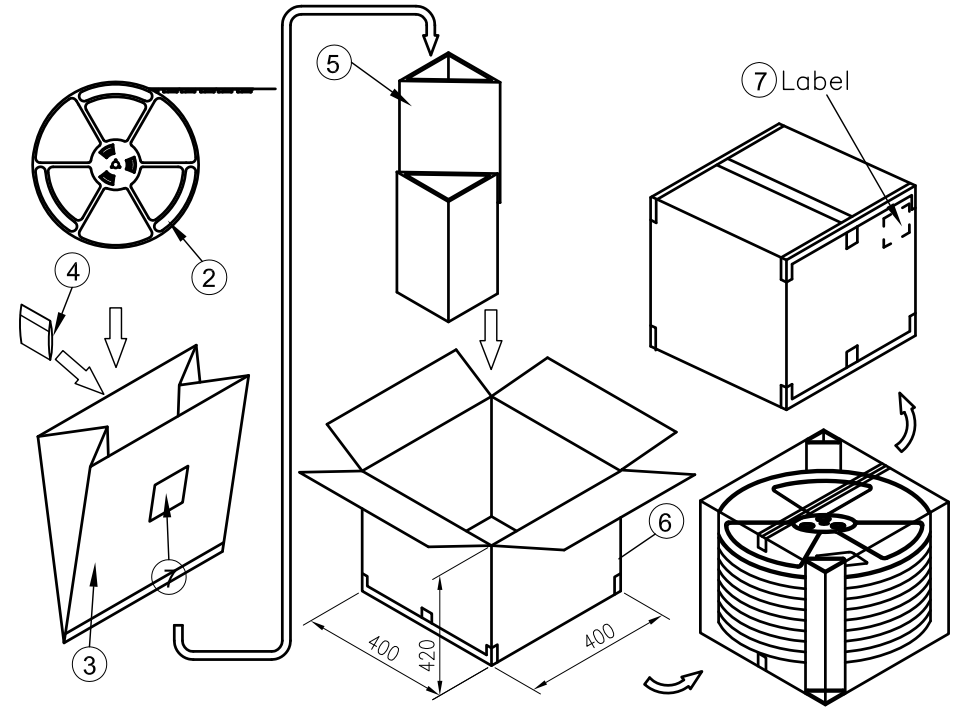
Packing:
The product is loaded into the carrier tape as required (see "Product Tape and Reel Packaging Table"), to be tested with the stripping force (stripping angle: 165°~180°; peel speed: 300 ± 10 mm / min); Peel force 0.1N ~ 1.3N;



① Packaging diagram

NO.	NAME	SPEC.	Q'TY
①	Product	PA2.0 SMT 180° WF 系列	500 PCS
②	Reel/Tape	--	1SET
③	Vacuum bag	550×500×0.10mm $\triangle A02$	1PCS/Reel
④	Desiccant	--	1PCS/Reel
⑤	cardboard	410×80×80mm	2PCS
⑥	carton	400×400×420mm $\triangle A02$	1PCS
⑦	Label	--	2PCS

Pin数	W±0.3	F±0.2	B0±0.2	Q'ty/BOX
2P~4P	24	11.5	8.30~12.30	14*500
5P~8P	32	14.2	14.30~20.30	11*500
9P~13P	44	20.2	22.30~28.30	8*500
14P~15P	56	26.2	32.30~34.30	6*500



MARK	REVISION DESCRIPTION	SIGNATURE	DATE	TOLERANCE	TITLE:	DRAWN:	CHECKED:	APPROVED:	REV.:	DRAWING NO.:
$\triangle A03$	Updated packing specification	ZSZ	2024.10.9	X.X ±0.30	PA2.0 SMT 180°	ZSZ 2024.10.9				DongGuan Konnra Electronics Co.,Ltd.
$\triangle A02$	Updated packing specification	ZSZ	2024.8.26	X.XX ±0.20	Wafer 系列Package					
				X.XXX ±0.10	Specification					
				Angle ±2°						
					UNIT:mm SCALE:N/A					

KONNRA 东莞市康瑞电子有限公司
DongGuan Konnra Electronics Co.,Ltd.
PART NO.:C2014VS***11M0101RA
REV.:A03 DRAWING NO.:2014WVS101-A-P