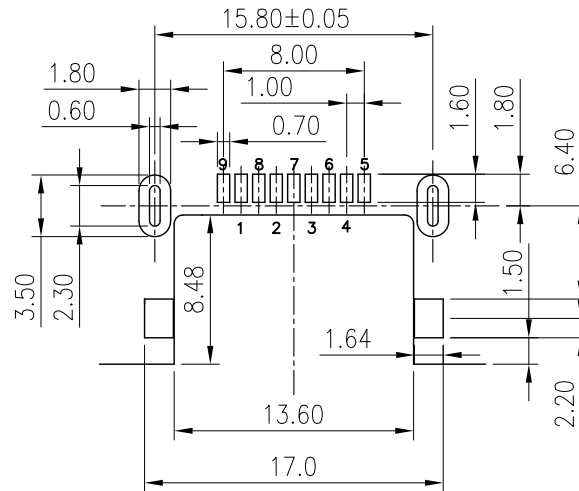
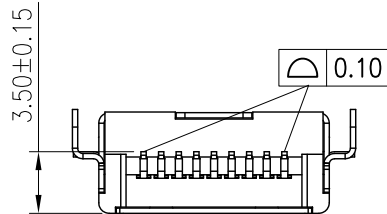
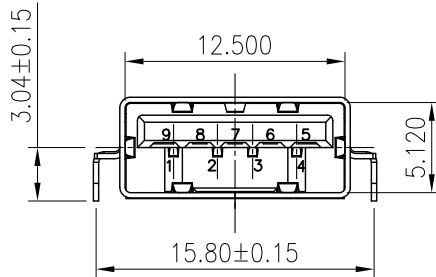
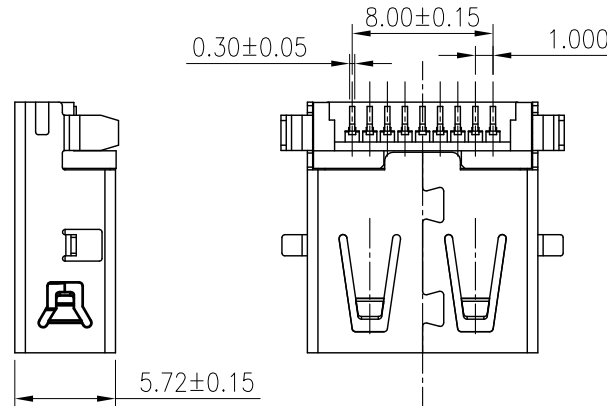
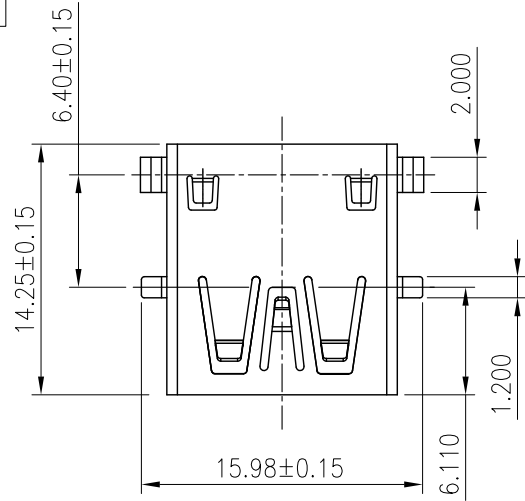


RoHS
COMPLIANT



Recommended P.C.B. Layout
Total tolerance:±0.05mm

NOTE:

1.MATERIAL:

- 1.1 INSULATOR:LCP UL 94V-0
- 1.2 CONTACT:BRONZE(T=0.20mm)
- 1.3 SHELL:BRASS(T=0.30mm)

2.ELECTRICAL CHARACTERISTICS:

- 2.1 CONTACTRESISTANCE:30mΩ MAXIMUM
- 2.2 CONTACT CURRENT RATING:1.5A
- 2.3 DIELECTRIC WITHSTANDING VOLTAGE:500 V R.M.S.
- 2.4 INSULATION RESISTANCE 1000 MEGOHMS MIN
- 2.5 OPERATING TEMPERATURE:-40°C ~ 85°C

3 MECHANICAL CHARACTERISTICS:

- 3.1 MATING FORCE:3.57kg MAX
- 3.2 UNMATED FORCE:1.02kg MIN
- 3.3 DURABILITY:MANDATORY:5,000 CYCLES

4.PLATING

4.1 TERMINAL:

- 50u" MIN NICKEL ALL OVER
- 100u"MIN Tin ON SOLDER AREA
- (1~30)u"Au ON CONTACT AREA

4.2 SHELL:100u"MIN.NICEL ALL OVER

Pin NUMBER	SIGNAL NAME
1	VBUS
2	D-
3	D+
4	GND
5	StdA_SSRX-
6	StdA_SSRX+
7	GND_DRAIN
8	StdA_SSTX-
9	StdA_SSTX+
Shell	Shield



MARK

1 2 3 4 5 6 7 8 9

TOLERANCE
X.X ±0.30
X.XX ±0.20
X.XXX ±0.10
Angle ±2°

TITLE:
USB 3.0 AF SMT 90度
沉板3.50无卷边 前
贴后插 (两支脚)

UNIT:mm SCALE:N/A

DRAWN: *ZS 2022.03.05*
CHECKED:
APPROVED:

SHEET:1/1 PROJECTION

KONNRA 东莞市康瑞电子有限公司
DongGuan Konnra Electronics Co.,Ltd.
PART NO.:U03S0002B

REV.:A1 DRAWING NO.:U03S0002B-S