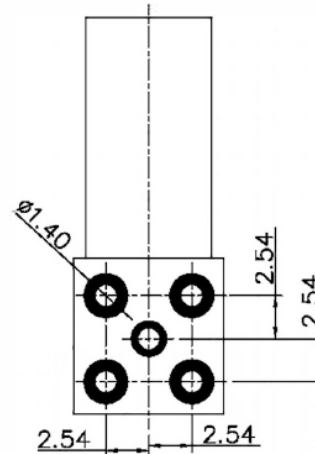
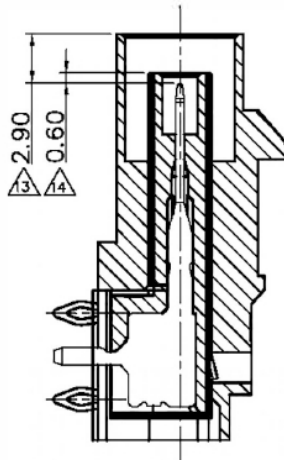
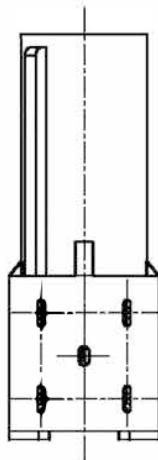
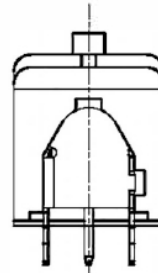
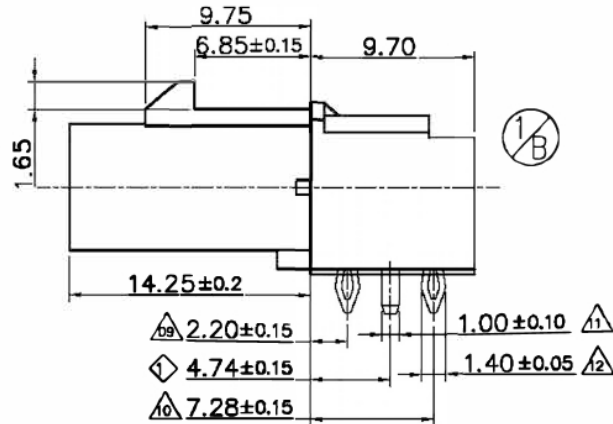
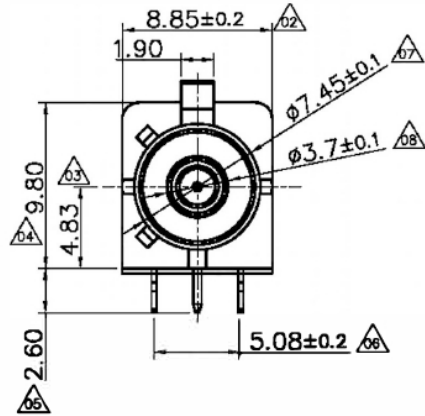
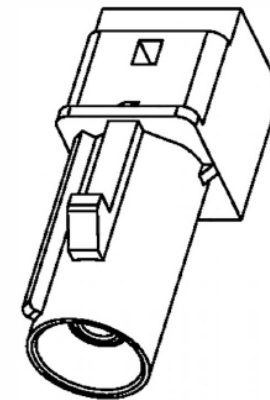


RoHS
COMPLIANT



RECOMMENDED PCB LAYOUT (TOP VIEW)
GENERAL TOLERANCE±0.05mm(T=1.60)



NO.	PART NAME	TER.NO.	QTY.	MATERIAL	REMARK
⑤	Insulating sheet		1	3M	
④	SHELL		1	C2680-H T=0.30mm	NI-PLATED
③	TERMINAL		1	C2680-H T=0.50mm	Au-PLATED
②	Housing		1	PA66 30%GF	PURPLE
①	Housing		1	PBT 30%GF	WHITE

MARK	REVISION DESCRIPTION	SIGNATURE	DATE
A3			
A2			
A1			

TOLERANCE
X.X ±0.30
X.XX ±0.20
X.XXX ±0.10
Angle ±2°

TITLE:
FAKRA JACK
FA096-M01G1HY-A

UNIT: mm SCALE: N/A

DRAWN: ZSZ 2023.12.21

CHECKED:

APPROVED:

SHEET: 1/1 PROJECTION

KONNRA 东莞市康瑞电子有限公司
DongGuan Konnra Electronics Co., Ltd.

PART NO. :

REV. : A1 DRAWING NO. :

F

F

1

2

3

4

5

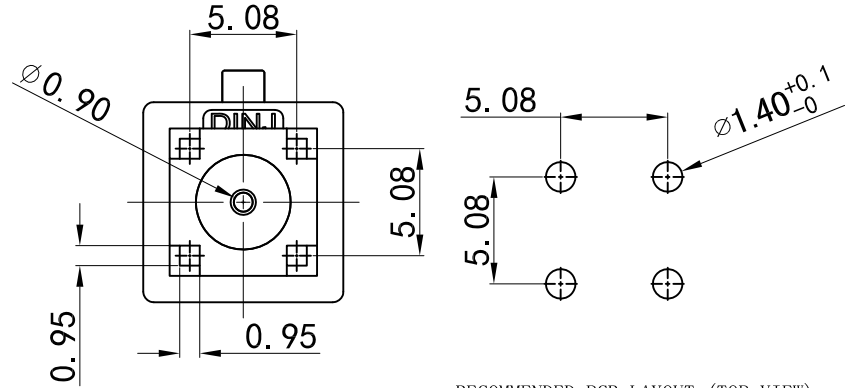
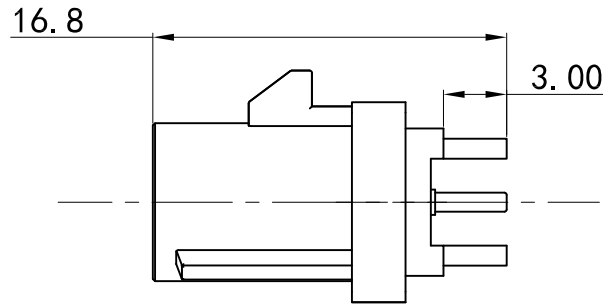
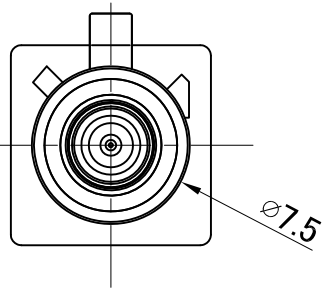
6

7

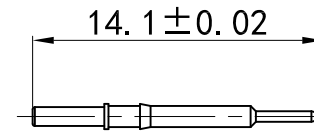
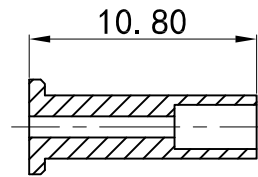
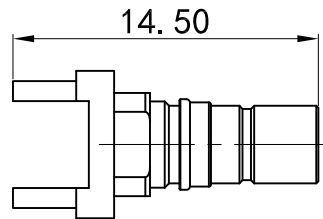
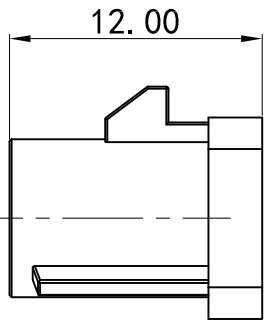
8

9

RoHS
COMPLIANT



RECOMMENDED PCB LAYOUT (TOP VIEW)
GENERAL TOLERANCE $\pm 0.05\text{mm}$ (T=1.60)



④	Contact		1	BRASS	Au-PLATED
③	Cover		1	PTFE	WHITE
②	Shell		1	BRASS	Ag-PLATED
①	Housing		1	PA66 UL94V-0	WHITE
NO.	PART NAME	TER. NO.	QTY.	MATERIAL	REMARK

TOLERANCE
X.X ± 0.30
X.XX ± 0.20
X.XXX ± 0.10
Angle $\pm 2^\circ$

TITLE:
FAKRA JACK
FA092-M01G1AY-B

UNIT: mm SCALE: N/A

DRAWN: ZSZ 2023.12.21

CHECKED:

APPROVED:

KONNRA 东莞市康瑞电子有限公司
DongGuan Konnra Electronics Co., Ltd.

PART NO. :

MARK	REVISION DESCRIPTION	SIGNATURE	DATE	UNIT: mm	SCALE: N/A	SHEET: 1/1	PROJECTION	REV. : A1	DRAWING NO. :
------	----------------------	-----------	------	----------	------------	------------	------------	-----------	---------------

1 2 3 4 5 6 7 8 9