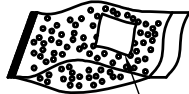
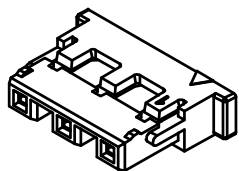


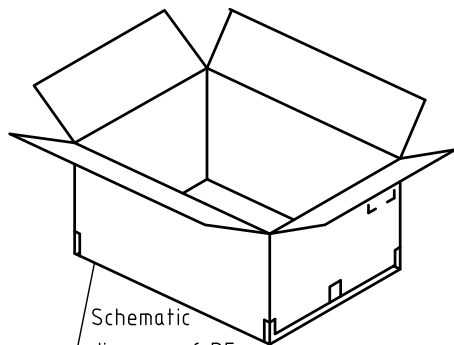
**RoHS**  
COMPLIANT

Step 1: Place Housing into PE bag and seal PE bag. Label.  
将 Housing放入PE袋内, 并将PE袋封好, 贴上标签.

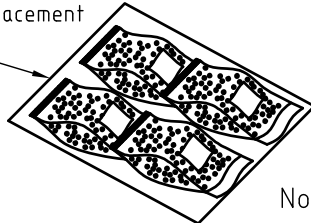


Label

Step 2: Put PE bag packed products in cartons,  
Packing detail see the table right  
将装好产品的PE袋放入纸箱内, 详细包装见右表

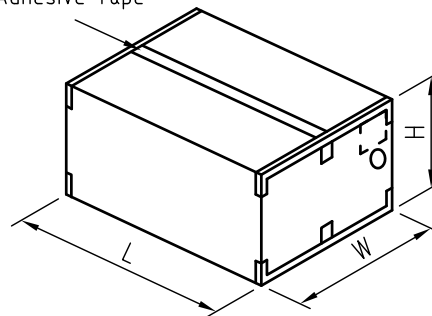


Schematic diagram of PE bag placement



Step 3: Put PE bag packed products in cartons,  
Packing detail see the table right  
将装好产品的PE袋放入纸箱内, 详细包装见右表

Adhesive Tape



Circuits	PCS/Bag
2	2000

Note注解:

1. There shall be no dirt such as deformation phenomenon, Mantissa box fillers must be used  
每箱不可有脏污, 变形现象, 尾数箱必须用填充物
2. Confirm whether the inner and outer labels are missing and the content must be consistent with the actual product  
确认内外标签有无漏失, 内容与实物必须一致
3. Packing quantity per carton depends on order and delivery quantity  
每箱包装数量依订单及交货数量而定

	SPEC.	Remark
Carton 1	L460mm×W460mm×H510mm	Use the appropriate carton size according to the actual order quantity 根据实际订单数量使用合适的纸箱尺寸
Carton 2	L500mm×W500mm×H305mm	
Carton 3	L580mm×W580mm×H320mm	



MARK

1

2

3

4

5

6

7

8

9

TOLERANCE

X.X ±0.30

X.XX ±0.20

X.XXX ±0.10

Angle ±2°

TITLE:  
BH4.0 Male Housing  
Packing

UNIT:mm

SCALE:N/A

DRAWN: Arwin 2020.03.05

CHECKED:

APPROVED:

SHEET:1/1

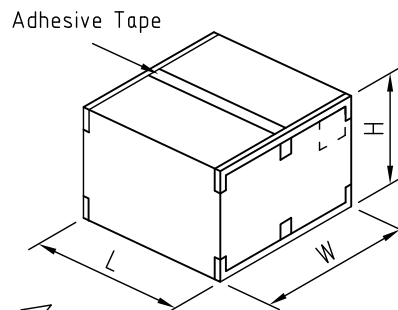
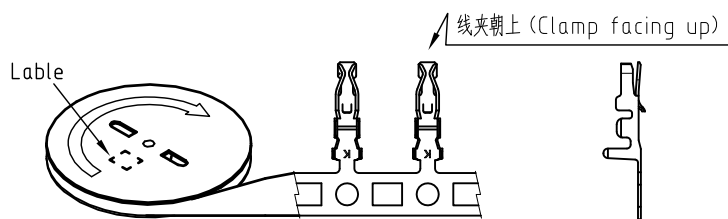
PROJECTION

**KONNRA** 东莞市康瑞电子有限公司  
DongGuan Konnra Electronics Co.,Ltd.

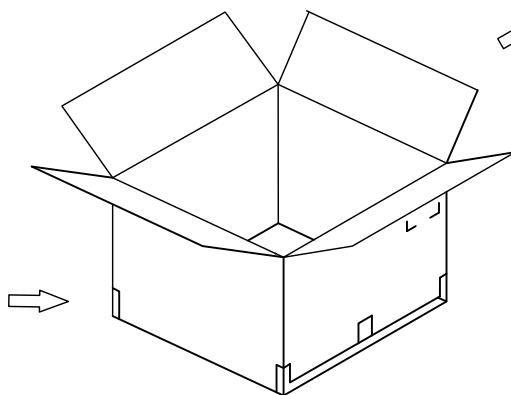
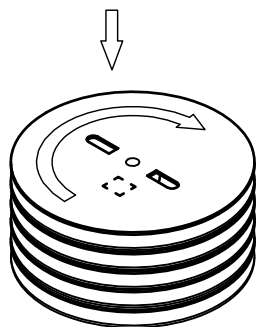
PART NO.:H4000M\*\*\*\*01A

REV.:A1 DRAWING NO.:4000HM101-A-P

**RoHS**  
COMPLIANT



Package way



Note注解:

1. There shall be no dirt such as deformation phenomenon, Mantissa box fillers must be used  
每箱不可有脏污，变形现象，尾数箱必须用填充物
2. Confirm whether the inner and outer labels are missing and the content must be consistent with the actual product  
确认内外标签有无漏失，内容与实物必须一致
3. Quantity(数量): 10K PCS/REEL (10K PCS/盘)  
Packing quantity per carton depends on order and delivery quantity  
每箱包装数量依订单及交货数量而定

	SPEC.	Remark
Carton 1	L460mm×W460mm×H510mm	Use the appropriate carton size according to the actual order quantity 根据实际订单数量使用合适的纸箱尺寸
Carton 2	L500mm×W500mm×H305mm	
Carton 3	L580mm×W580mm×H320mm	



MARK

1

2

3

4

5

6

7

8

9

TOLERANCE

X.X ±0.30  
X.XX ±0.20  
X.XXX ±0.10  
Angle ±2°

TITLE:  
PHD/PA2.0 Terminal  
Packing

UNIT:mm SCALE:N/A

DRAWN: *Arwin 2020.03.05*

CHECKED:

APPROVED:

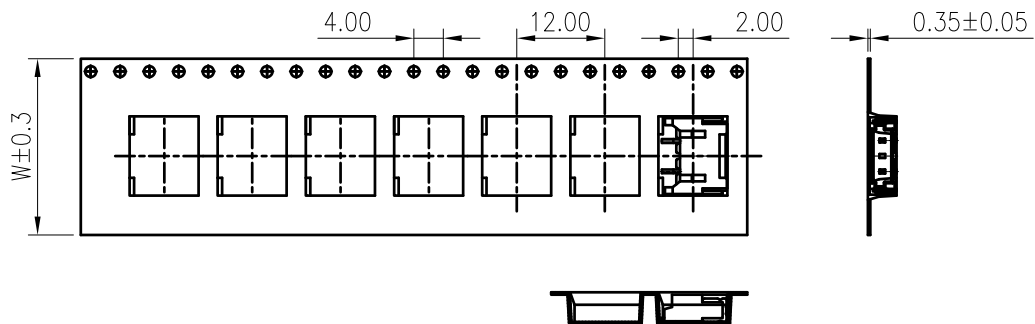
SHEET:1/1 PROJECTION

**KONNRA** 东莞市康瑞电子有限公司  
DongGuan Konnra Electronics Co.,Ltd.

PART NO.:T20050\*\*0101A

REV.:A1 DRAWING NO.:2005T01-A-P

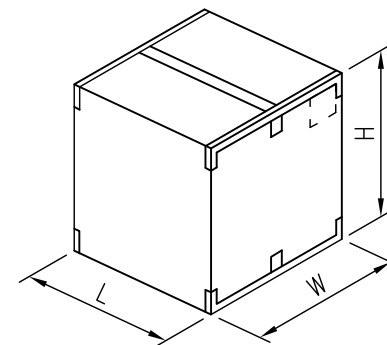
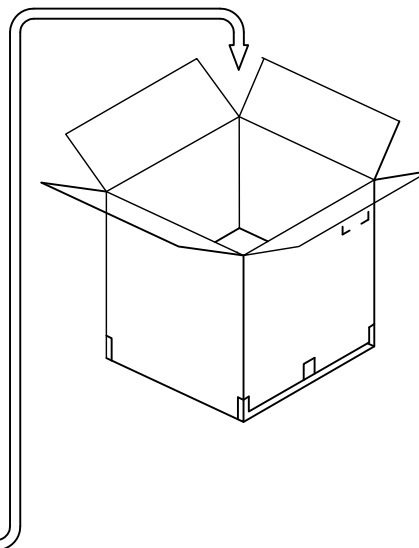
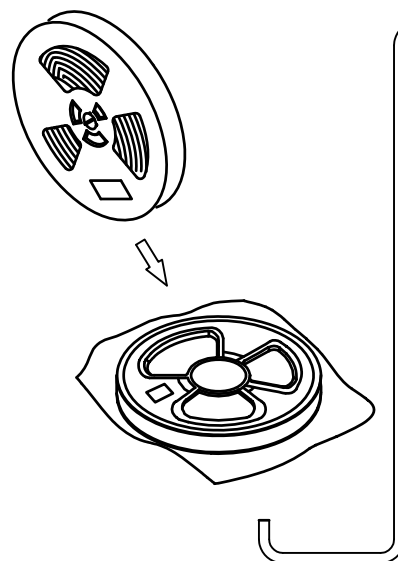
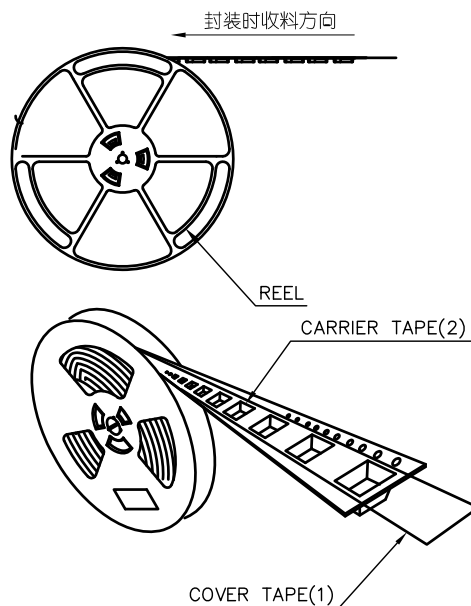
**RoHS**  
COMPLIANT



**NOTES:**

1. All dimensions meet EIA-481-D requirements.
2. Material: PS
3. Carrier camer not to exceed 1mm in 250mm.
4. Component load per 13" reel: 1,500 PCS

Circuits	DIM W	Q'ty/Reel	Packing Reel/Carton
2P	24	1500 PCS	15R



F					TOLERANCE	TITLE:	DRAWN:	<b>KONNRA</b> 东莞市康瑞电子有限公司 DongGuan Konnra Electronics Co.,Ltd. PART NO.: C4000RS10211T0101RA			
					X.X ±0.30	BH4.0 SMT 90° Wafer	CHECKED:				
					X.XX ±0.20	Packing	APPROVED:				
MARK	REVISION DESCRIPTION	SIGNATURE	DATE	X.XXX ±0.10	Angle ±2°	UNIT:mm	SCALE:N/A	SHEET:1/1	PROJECTION	VER.:A1	DRAWING NO.:4000WRS101-A-P
1	2	3	4	5	6	7	8	9			