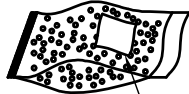
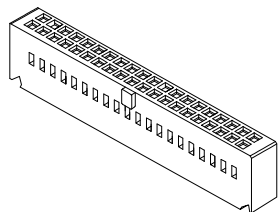


**RoHS**  
COMPLIANT

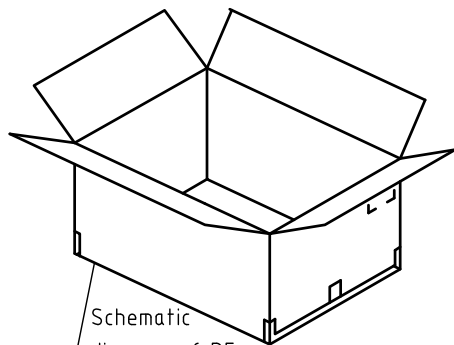
Step 1: Place Housing into PE bag and seal PE bag. Label.  
将 Housing放入PE袋内, 并将PE袋封好, 贴上标签.

Step 3: Put PE bag packed products in cartons,  
Packing detail see the table right  
将装好产品的PE袋放入纸箱内, 详细包装见右表

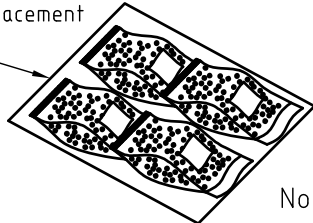


Label

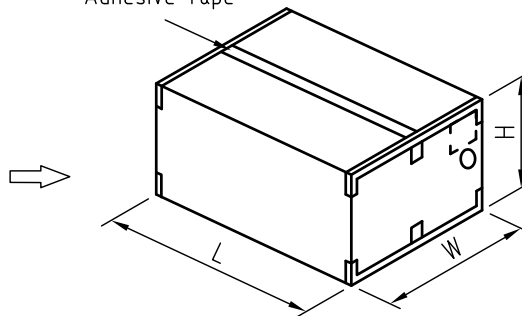
Step 2: Put PE bag packed products in cartons,  
Packing detail see the table right  
将装好产品的PE袋放入纸箱内, 详细包装见右表



Schematic diagram of PE bag placement



Adhesive Tape



Circuits	PCS/Bag
2×2	1000
2×3	1000
2×4	1000
2×5	1000
2×6	1000
2×7	1000
2×8	1000
2×9	1000
2×10	1000
2×11	1000
2×12	1000
2×13	1000
2×14	1000
2×15	1000

Note注解:

1. There shall be no dirt such as deformation phenomenon, Mantissa box fillers must be used  
每箱不可有脏污, 变形现象, 尾数箱必须用填充物
2. Confirm whether the inner and outer labels are missing and the content must be consistent with the actual product  
确认内外标签有无漏失, 内容与实物必须一致
3. Packing quantity per carton depends on order and delivery quantity  
每箱包装数量依订单及交货数量而定

	SPEC.	Remark
Carton 1	L460mm×W460mm×H510mm	Use the appropriate carton size according to the actual order quantity 根据实际订单数量使用合适的纸箱尺寸
Carton 2	L500mm×W500mm×H305mm	
Carton 3	L580mm×W580mm×H320mm	



MARK

1

2

3

4

5

6

7

8

9

TOLERANCE

X.X ±0.30

X.XX ±0.20

X.XXX ±0.10

Angle ±2°

TITLE:

HRS 2.54 Have Gap

Housing Packing

DRAWN: Arwin 2020.03.05

CHECKED:

APPROVED:

UNIT:mm

SCALE:N/A

SHEET:1/1

PROJECTION

REV.:A1

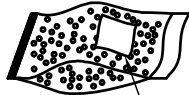
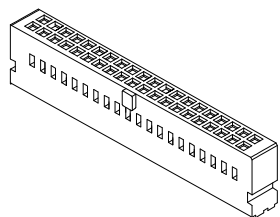
DRAWING NO.:2545H202-A-P

**KONNRA** 东莞市康瑞电子有限公司  
DongGuan Konnra Electronics Co.,Ltd.

PART NO.:H2545\*\*\*\*\*02A

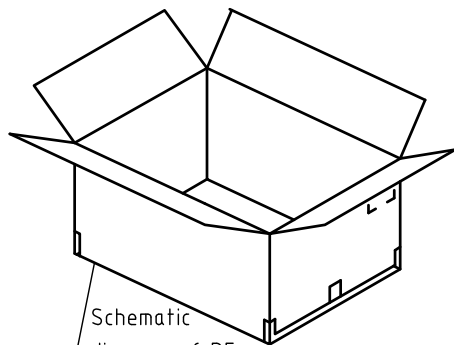
**RoHS**  
COMPLIANT

Step 1: Place Housing into PE bag and seal PE bag. Label.  
将 Housing放入PE袋内, 并将PE袋封好, 贴上标签.

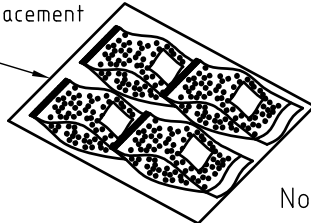


Label

Step 2: Put PE bag packed products in cartons,  
Packing detail see the table right  
将装好产品的PE袋放入纸箱内, 详细包装见右表

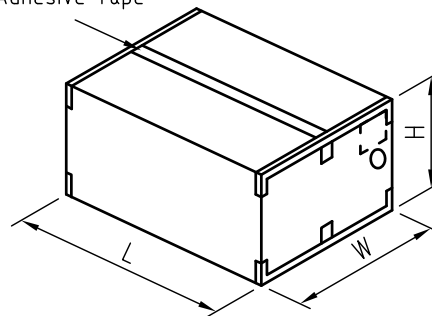


Schematic diagram of PE bag placement



Step 3: Put PE bag packed products in cartons,  
Packing detail see the table right  
将装好产品的PE袋放入纸箱内, 详细包装见右表

Adhesive Tape



Circuits	PCS/Bag
2×2	1000
2×3	1000
2×4	1000
2×5	1000
2×6	1000
2×7	1000
2×8	1000
2×9	1000
2×10	1000
2×11	1000
2×12	1000
2×13	1000
2×14	1000
2×15	1000
2×17	500
2×20	500
2×25	500

Note注解:

1. There shall be no dirt such as deformation phenomenon, Mantissa box fillers must be used  
每箱不可有脏污, 变形现象, 尾数箱必须用填充物
2. Confirm whether the inner and outer labels are missing and the content must be consistent with the actual product  
确认内外标签有无漏失, 内容与实物必须一致
3. Packing quantity per carton depends on order and delivery quantity  
每箱包装数量依订单及交货数量而定

	SPEC.	Remark
Carton 1	L460mm×W460mm×H510mm	Use the appropriate carton size according to the actual order quantity 根据实际订单数量使用合适的纸箱尺寸
Carton 2	L500mm×W500mm×H305mm	
Carton 3	L580mm×W580mm×H320mm	



MARK

TOLERANCE  
X.X ±0.30  
X.XX ±0.20  
X.XXX ±0.10  
Angle ±2°

TITLE:  
HRS 2.54 Housing  
Packing

UNIT:mm SCALE:N/A

DRAWN: Arwin 2020.03.05

CHECKED:

APPROVED:

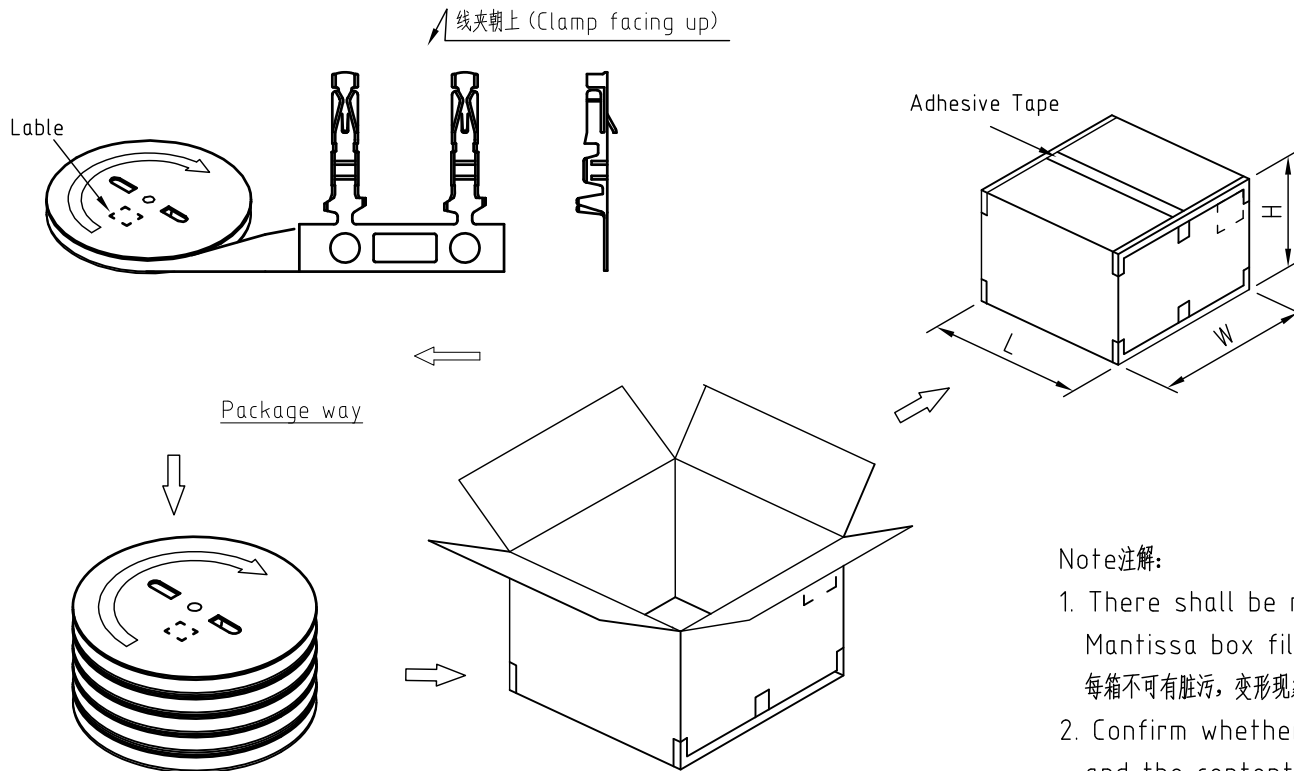
SHEET: 1/1 PROJECTION

**KONNRA** 东莞市康瑞电子有限公司  
DongGuan Konnra Electronics Co.,Ltd.

PART NO.: H2545\*\*\*\*\*01A

REV.: A1 DRAWING NO.: 2545H201-A-P

**RoHS**  
COMPLIANT



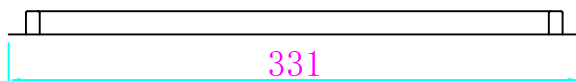

Note注解:

- There shall be no dirt such as deformation phenomenon, Mantissa box fillers must be used  
每箱不可有脏污，变形现象，尾数箱必须用填充物
- Confirm whether the inner and outer labels are missing and the content must be consistent with the actual product  
确认内外标签有无漏失，内容与实物必须一致
- Quantity(数量): 10K PCS/REEL (10K PCS/盘)  
Packing quantity per carton depends on order and delivery quantity  
每箱包装数量依订单及交货数量而定

	SPEC.	Remark
Carton 1	L460mm×W460mm×H510mm	Use the appropriate carton size according to the actual order quantity 根据实际订单数量使用合适的纸箱尺寸
Carton 2	L500mm×W500mm×H305mm	
Carton 3	L580mm×W580mm×H320mm	

F					TOLERANCE	TITLE:	DRAWN: <i>Arwin 2020.03.05</i>	KONNRA 东莞市康瑞电子有限公司		
					X.X ±0.30	HRS 2.54 Male	CHECKED:	DongGuan Konnra Electronics Co.,Ltd.		
					X.XX ±0.20	Terminal Packing	APPROVED:	PART NO.: T2545****01A		
MARK	REVISION DESCRIPTION	SIGNATURE	DATE	X.XXX ±0.10	UNIT:mm	SCALE:N/A	SHEET:1/1	PROJECTION	REV.:A1	DRAWING NO.:2545T101-A-P
	1	2	3	4			6	7	8	9

RoHS  
COMPLIANT



Pin位	包装数量 PCS/盘	每箱数量(直) PCS/箱	Pin位	包装数量 PCS/盘	每箱数量(直) PCS/箱
2*3(6P)	380	7600	2*13(26P)	140	2800
2*4(8P)	320	6400	2*14(28P)	120	2400
2*5(10P)	280	5600	2*15(30P)	120	2400
2*6(12P)	240	4800	2*16(32P)	120	2400
2*7(14P)	220	4400	2*17(34P)	100	2000
2*8(16P)	200	4000	2*18(36P)	100	2000
2*9(18P)	180	3600	2*20(40P)	100	2000
2*10(20P)	160	3200	2*22(44P)	80	1600
2*11(22P)	160	3200	2*25(50P)	80	1600
2*12(24P)	140	2800	2*30(60P)	60	1200
			2*32(64P)	60	1200

规格	材质	尺寸
胶盘	PVC	331*272*15
纸箱	K=K	340*283*380

		TOLERANCE		TITLE:		DRAWN: Shen 2020.6.18		KONNRA 东莞市康瑞电子有限公司	
		X.X ±0.30		DP2.54 BOX Header		CHECKED:		DongGuan Konnra Electronics Co.,Ltd.	
		X.XX ±0.20		Dual row		APPROVED:		PART NO.: C2545NS*****G0101BA	
		X.XXX ±0.10		Series packing		SHEET: 1/1		REV.: A1	
MARK		REVISION DESCRIPTION		SIGNATURE		SCALE: 1/1		DRAWING NO. 2545WND201-A-P	
1		2		3		4		5	

1

2

3

4

5

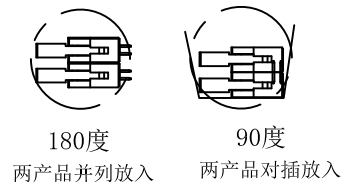
6

7


8

9

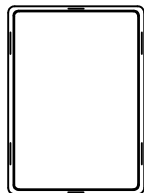
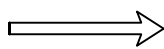
RoHS  
COMPLIANT




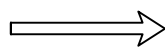
180度 两产品并列放入  
90度 两产品对插放入



NO. 1  
产品装入真空盒内  
真空盒规格: 310\*270\*1.5mm

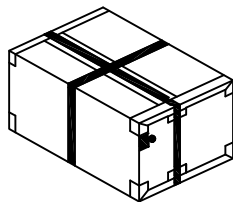


NO. 2  
盖上盒盖并四边六处订上订书钉

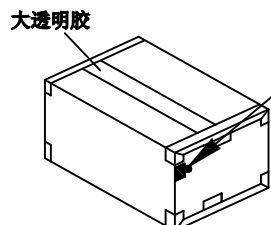
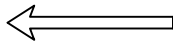


数量标签  
NO. 3  
贴标签于真空盒左上角

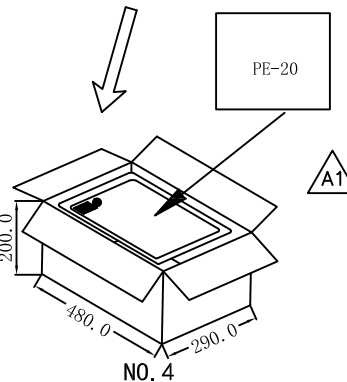
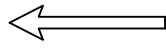
2.54牛角 (180度&90度)		
规格	真空盒 装数量	每箱装 总数量
6P	180	1800
8P	168	1680
10P	144	1440
14P	132	1320
16P	120	1200
20P	108	1080
24P	96	960
26P	84	840
30P	84	840
34P	72	720
40P	60	600
50P	48	480
60P	48	480
64P	48	480



NO. 6  
打包装带



大透明胶  
NO. 5  
封箱及贴标签于纸箱侧面的左上角



NO. 4

说明:

- 1、产品如图所示形态放入吸塑盘;
- 2、注意各标签样式, 位置及方向的一致性;

				TOLERANCE	TITLE:	DRAWN: Shen 2020.6.18	KONNRA 东莞市康瑞电子有限公司	
				X.X ±0.30	DP2.54 DIP Have	CHECKED:	DongGuan Konnra Electronics Co.,Ltd.	
				X.XX ±0.20	buckle Dual row	APPROVED:	PART NO.: C2545ND*****G0101BE	
△	New Specifications	Shen	2020.06.18	X.XXX ±0.10	Series packing	SHEET: 1/1	PROJECTION	REV.: A1
MARK	REVISION DESCRIPTION	SIGNATURE	DATE	Angle ±2°	UNIT:mm	SCALE: 1/1	DRAWING NO. 2545WND201-E-P	

1 2 3 4 5 6 7 8 9