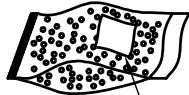
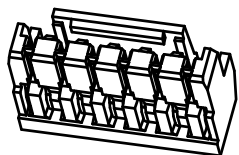


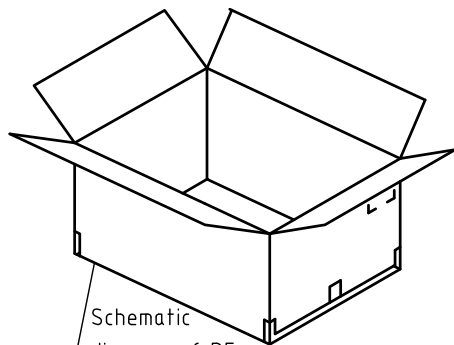
RoHS
COMPLIANT

Step 1: Place Housing into PE bag and seal PE bag. Label.
将 Housing放入PE袋内, 并将PE袋封好, 贴上标签.

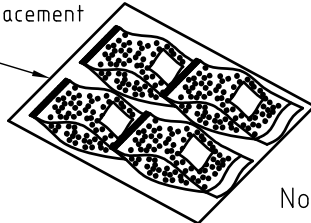


Label

Step 2: Put PE bag packed products in cartons,
Packing detail see the table right
将装好产品的PE袋放入纸箱内, 详细包装见右表

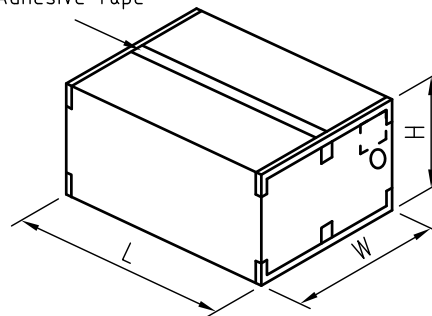


Schematic diagram of PE bag placement



Step 3: Put PE bag packed products in cartons,
Packing detail see the table right
将装好产品的PE袋放入纸箱内, 详细包装见右表

Adhesive Tape



Circuits	PCS/Bag
2	1000
3	1000
4	1000
5	1000
6	1000

Note注解:

- There shall be no dirt such as deformation phenomenon, Mantissa box fillers must be used
每箱不可有脏污, 变形现象, 尾数箱必须用填充物
- Confirm whether the inner and outer labels are missing and the content must be consistent with the actual product
确认内外标签有无漏失, 内容与实物必须一致
- Packing quantity per carton depends on order and delivery quantity
每箱包装数量依订单及交货数量而定

	SPEC.	Remark
Carton 1	L460mm×W460mm×H510mm	Use the appropriate carton size according to the actual order quantity 根据实际订单数量使用合适的纸箱尺寸
Carton 2	L500mm×W500mm×H305mm	
Carton 3	L580mm×W580mm×H320mm	



MARK

1

2

3

4

5

6

7

8

9

TOLERANCE
X.X ±0.30
X.XX ±0.20
X.XXX ±0.10
Angle ±2°

TITLE:
GH1.50 HOUSING
Packing

UNIT:mm SCALE:N/A

DRAWN: Arwin 2020.03.05

CHECKED:

APPROVED:

SHEET:1/1

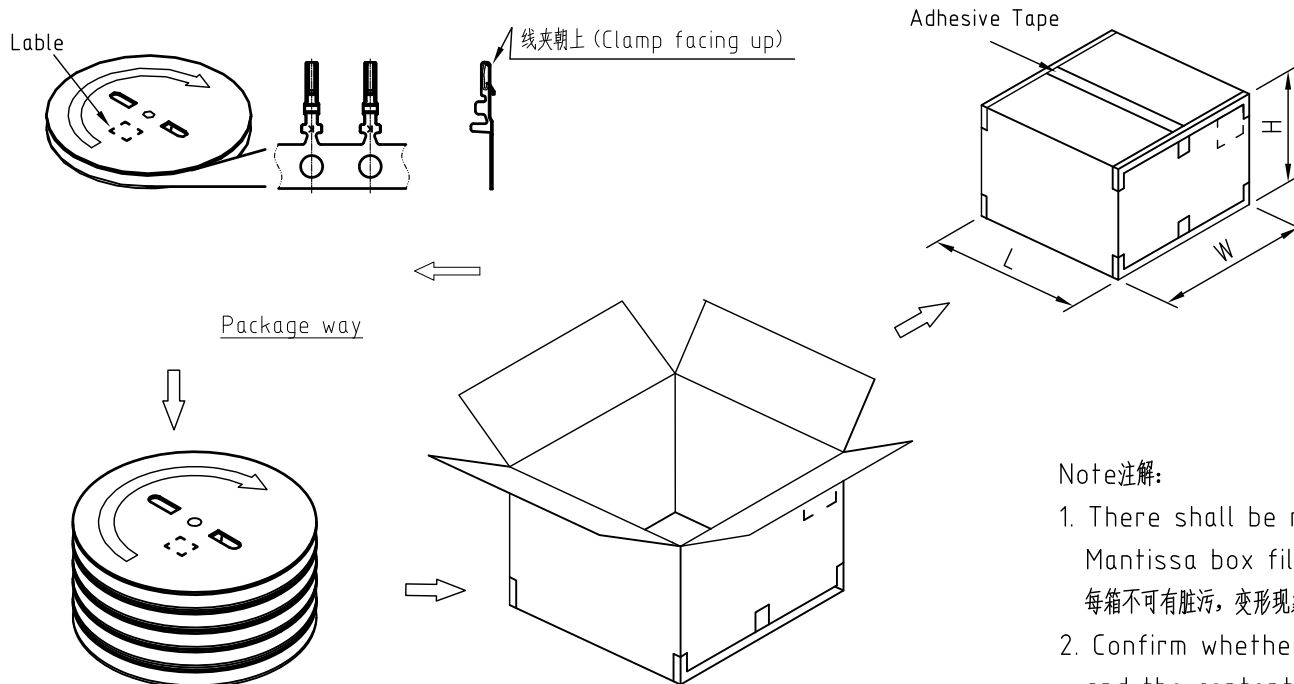
PROJECTION

KONNRA 东莞市康瑞电子有限公司
DongGuan Konnra Electronics Co.,Ltd.

PART NO.:H15060*****01A

REV.:A1 DRAWING NO.:1506H01-A-P

RoHS
COMPLIANT



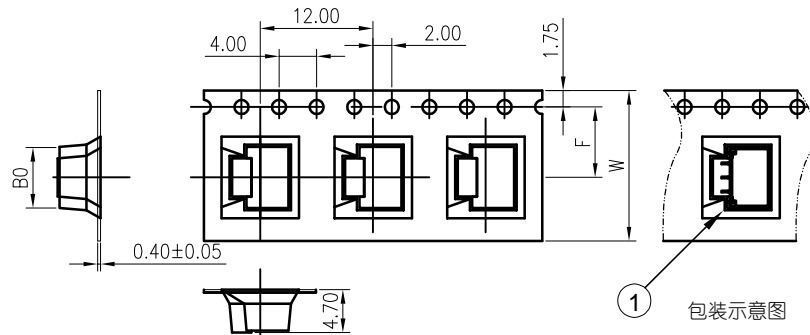
Note注解:

- There shall be no dirt such as deformation phenomenon, Mantissa box fillers must be used
每箱不可有脏污，变形现象，尾数箱必须用填充物
- Confirm whether the inner and outer labels are missing and the content must be consistent with the actual product
确认内外标签有无漏失，内容与实物必须一致
- Quantity(数量): 20K PCS/REEL (20K PCS/盘)
Packing quantity per carton depends on order and delivery quantity
每箱包装数量依订单及交货数量而定

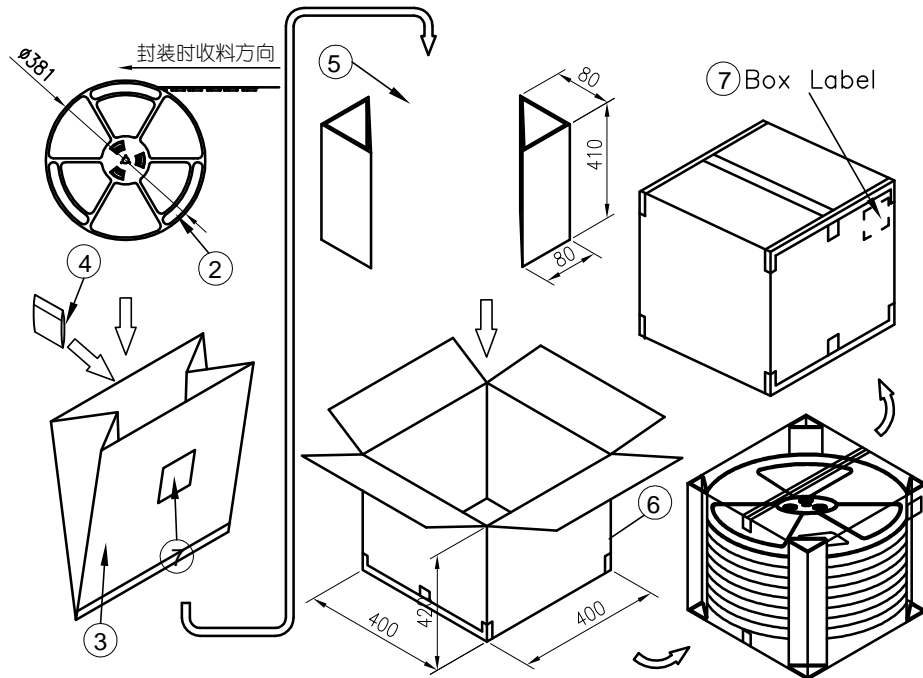
	SPEC.	Remark
Carton 1	L460mm×W460mm×H510mm	Use the appropriate carton size according to the actual order quantity 根据实际订单数量使用合适的纸箱尺寸
Carton 2	L500mm×W500mm×H305mm	
Carton 3	L580mm×W580mm×H320mm	

F					TOLERANCE	TITLE:	DRAWN:	KONNRA 东莞市康瑞电子有限公司 DongGuan Konnra Electronics Co.,Ltd. PART NO.: T12590P***01A			
					X.X ±0.30	GH1.25 Terminal Package Specification	CHECKED:				
					X.XX ±0.20		APPROVED:				
	MARK	REVISION DESCRIPTION	SIGNATURE	DATE	X.XXX ±0.10	UNIT:mm	SCALE:N/A	SHEET:1/1	PROJECTION	REV.:A1	DRAWING NO.:1259T01-A-P

RoHS
COMPLIANT



① 包装示意图



NO.	NAME	SPEC.	Q'TY
①	PRODUCT	ZH1.5 SMT 90°WF系列	1500 PCS/R
②	卷盘/载带	--	1SET
③	透明真空袋	550×500×0.10mm	1PCS/Reel
④	干燥剂	--	1PCS/Reel
⑤	三角纸板	410×80×80mm	2PCS
⑥	纸箱	400×400×420mm	1PCS
⑦	标签	--	2PCS

CKT.	DIMENSIONS			Q'ty/BOX
	W±0.3	B0±0.3	F±0.3	
2P	16.0	4.70	7.50	19*1500
3P	16.0	6.20	7.50	19*1500
4P	16.0	8.20	7.50	19*1500
5P	24.0	9.70	11.50	14*1500
6P	24.0	11.20	11.50	14*1500

包装方式:

- 产品按要求放入载带卷盘(参考《产品卷带包装对照表》),需测试上带剥离力(剥离角度: 165~180°; 剥离速度: 300±10mm/min):
1.1 W=12~56,剥离力0.1N~1.3N;
1.2 W=72以上,剥离力0.1N~1.5N;
- 产品卷盘包装后,进行抽真空作业(每袋内装入1PCS干燥剂),依要求贴上标签;
- 将三角纸板放入纸箱固定,再将真空包装好的产品放入纸箱内,之后用胶带封箱,并在外箱相应位置贴上标签(若卷盘数量不够整箱,纸箱和三角板高度依实际包装适量修剪或填充).



MARK

1

2

3

4

5

6

7

8

9

TOLERANCE

X.X ±0.30
X.XX ±0.20
X.XXX ±0.10
Angle ±2°

TITLE:
GH1.5 SMT 90° Wafer
系列包装规范

UNIT: mm SCALE: N/A

DRAWN: Arvin 2021.03.05

CHECKED:

APPROVED:

SHEET: 1/1 PROJECTION

KONNRA 东莞市康瑞电子有限公司
DongGuan Konnra Electronics Co., Ltd.

PART NO.: C1506RS1**11MD101RA

REV.: A1 DRAWING NO.: 1506WRS101-A-P