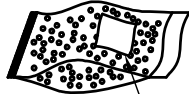
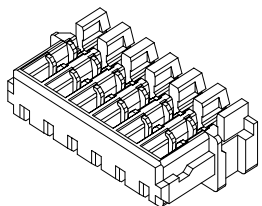


RoHS
COMPLIANT

Step 1: Place Housing into PE bag and seal PE bag. Label.

将 Housing放入PE袋内, 并将PE袋封好, 贴上标签.

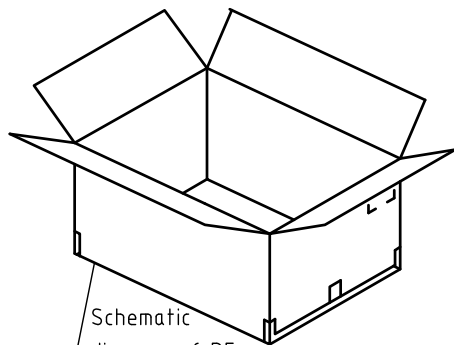


Label

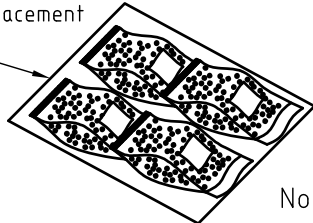
Step 2: Put PE bag packed products in cartons,

Packing detail see the table right

将装好产品的PE袋放入纸箱内, 详细包装见右表



Schematic diagram of PE bag placement

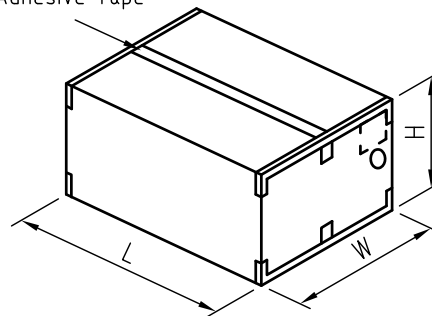


Step 3: Put PE bag packed products in cartons,

Packing detail see the table right

将装好产品的PE袋放入纸箱内, 详细包装见右表

Adhesive Tape



Circuits	PCS/Bag
2	1000
3	1000
4	1000
5	1000
6	1000
7	1000
8	1000
9	1000
10	1000
11	1000
12	1000
13	1000
14	1000
15	1000
16	1000

Note注解:

1. There shall be no dirt such as deformation phenomenon, Mantissa box fillers must be used
每箱不可有脏污, 变形现象, 尾数箱必须用填充物
2. Confirm whether the inner and outer labels are missing and the content must be consistent with the actual product
确认内外标签有无漏失, 内容与实物必须一致
3. Packing quantity per carton depends on order and delivery quantity
每箱包装数量依订单及交货数量而定

	SPEC.	Remark
Carton 1	L460mm×W460mm×H510mm	Use the appropriate carton size according to the actual order quantity 根据实际订单数量使用合适的纸箱尺寸
Carton 2	L500mm×W500mm×H305mm	
Carton 3	L580mm×W580mm×H320mm	



MARK

1

2

3

4

5

6

7

8

9

TOLERANCE

X.X ±0.30

X.XX ±0.20

X.XXX ±0.10

Angle ±2°

TITLE:

SRO.6 Housing

Series Packing

UNIT:mm

SCALE:N/A

DRAWN:

Arwin 2020.03.05

CHECKED:

APPROVED:

SHEET:1/1

PROJECTION

KONNRA 东莞市康瑞电子有限公司

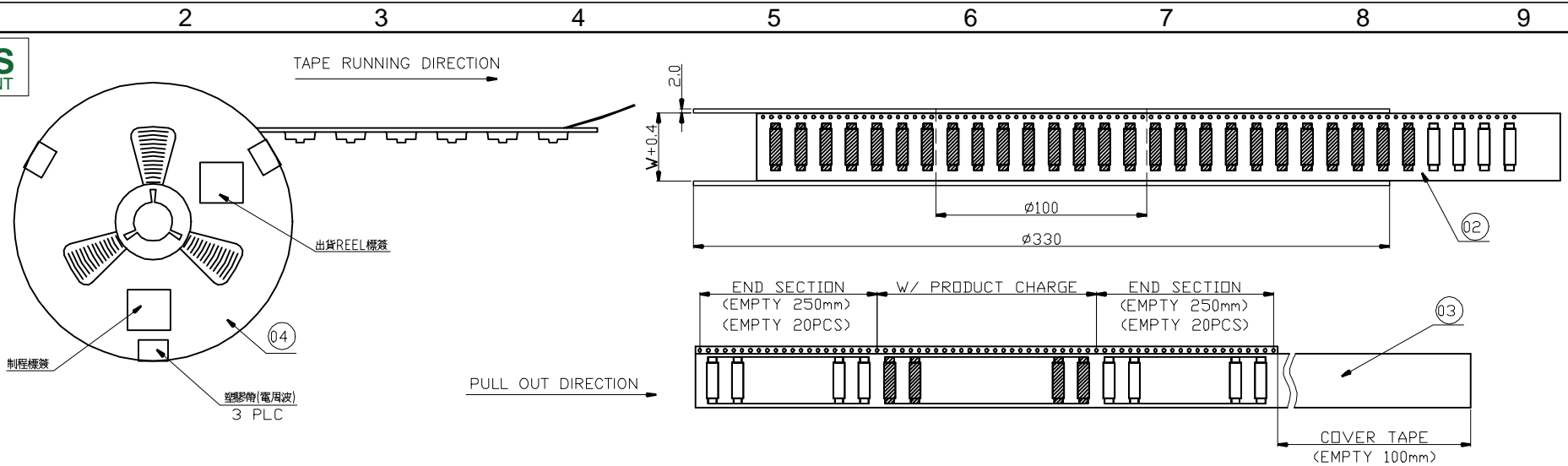
DongGuan Konnra Electronics Co.,Ltd.

PART NO.:H06000*****01A

REV.:A1

DRAWING NO.:0600WRD101-A-P

RoHS
COMPLIANT



1. 包裝方式:

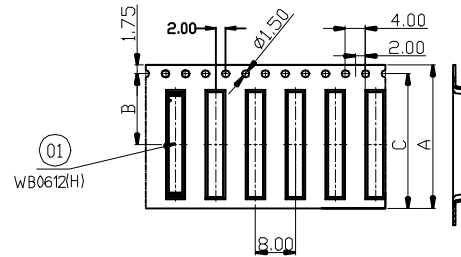
- 1.1. 使用半自動包裝, 先將CARRY TAPE送入導軌中, 並將COVER TAPE貼在上面, 其中初始250mm(約20pcs)空槽不要放產品, 然後將產品如圖所示方向依次放入CARRY TAPE內, 每個槽放1PCS, 每REEL共包裝產品4000PCS, 最後需留250mm(約20pcs)空槽不放產品.
- 1.2. 用膠帶將CARRY TAPE綁在一起, 外圍再用塑膠帶(電周波)纏繞一圈, 在REEL上貼上各個LABEL.
- 1.3. 如圖示, 將3PCS已裝好成品的REEL放入PE袋中, PE袋內放1PCS的干燥劑, 紙箱中先放1PC紙板, 再將裝好產品的PE袋放入, 再放1PC紙板, 四周放入折疊板, 膠帶封箱, 並在注明相關內容.

注意:

1. 防止漏裝, 禁止碰歪產品錐腳.
2. 產品在CARRY TAPE中的方向須如圖所示.
3. COVER與CARRY剝離力: 30.0--100gf, 速度: 300mm/min.
4. GP PASS THE RoHS REQUIREMENTS.

2. BOM.

NO.	NAME	P/N	SPEC.	Q'TY
01	產品	SEE TABLE	10P WTB CONN	b KPCs
02	下載帶	SEE CARRY P/N	PS, T=0.5, P=12mm	a×29.5 m
03	上載帶	SEE TABLE	PE, 熱熔式, T=0.05mm	a×30 m
04	REEL	SEE REEL P/N	330×100mm H=XX PAPER.	SEE TABLE
05	紙箱	BT101-P3000-01	350×350×300mm	1 Pcs
06	紙板	BT101-P4000-01	332×332mm, T=3mm	2 Pcs
07	折疊板	P09-0000-001	270×285mm, T=3mm	4 Pcs
08	PE袋	P06-0000-004	1000×600×0.10mm	1 Pcs
09	干燥劑	P13-0000-002	10g/Bag	1 Pcs
10	外箱ROHS標籤	--	--	1 Pcs



MARK

1

2

3

4

TOLERANCE
X.X ±0.30
X.XX ±0.20
X.XXX ±0.10
Angle ±2°

TITLE:
SRO.6 WF
Series packing

UNIT: mm SCALE: N/A

5

6

DRAWN: Arvin 2020.03.05

CHECKED:

APPROVED:

SHEET: 1/1 PROJECTION

KONNRA 东莞市康瑞电子有限公司
DongGuan Konnra Electronics Co., Ltd.

PART NO.: C0600RS****0101RA

REV.: A1 DRAWING NO.: 0600WRS101-A-P

7

8

9