


Product Specification(产品规格书)	Issued By: Engineering Dept.	
Subject (主题): 1.50mm Pitch KR1507 Dual Row Series Connector Specification	Date Issued	2022/5/26
	Date Revised	2022/5/26
Document Number: PS-KR1507-02	Revised /Edition	A1

1.0 适用范围 (Scope)

此种规格包括1.50mm Pitch KR1507 Dual Row Series 连接器规格说明。

This Specification Covers the 1.50mm Pitch KR1507 Dual Row Series Connector Specification.

2.0 规格与料号 (Spec and Part number)

规格内容 Specification	产品料号 Production No.	产品图示 Picture of Product
胶壳/Housing	H150702**2401A	
端子/Terminal	T15070PT0101A	
针座/Wafer	C1507RS2**11M0101RA C1507VS2**11M0101RA	

3.0 材质与表面处理 (Disposal of Material and surface)

规格内容 Specification		材质 Materials	表面处理 Disposal of Surface	
胶壳/Housing		PBT	UL94 V-0	
端子/Terminal		Phosphor bronze	Tin Plated Over Nickel	
针座/ Wafer	立式 Straight (SMT 180°)	主体 Base	PA9T	UL94 V-0
		导体 Contact	Phosphor bronze	Matte-tin Plated Over Nickel
		固定片 Solder tab	Brass	Matte-tin Plated Over Nickel
	卧式 Right Angle (SMT 90°)	主体 Base	PA9T	UL94 V-0
		导体 Contact	Phosphor bronze	Matte-tin Plated Over Nickel
		固定片 Solder tab	Brass	Matte-tin Plated Over Nickel

(以上参数请以工程图为准/Please Refer to the Project drawing for the above Specification)

Product Specification(产品规格书)	Issued By: Engineering Dept.	
Subject (主题): 1.50mm Pitch KR1507 Dual Row Series Connector Specification	Date Issued	2022/5/26
	Date Revised	2022/5/26
Document Number: PS-KR1507-02	Revised /Edition	A1

4.0 额定等级 (Ratings and applicable wires)

项 目 Item	规 格 Standard	
额定电压Rated Voltage (Max.)	100V	AC/DC
额定电流Rated Current (Max.)	2A(24AWG)	
使用温度范围Ambient temperature Range	-40°C~+105°C	
适用线径Applicable wire insulation O.D	AWG 24# ~ 28# Insulation O.D. 0.78 to 1.28mm	

5.0 电气性能 (Electrical Performance)

项 目 Item	条 件 Test Condition	规 格 Requirement
5.1 接触阻抗 Contact Resistance	公母配合,开放电压20mV 最大,电流100mA最大 检测连接器A~B 区. Mate connectors, measure by dry circuit, 20mV MAX, 100mA MAX. (Based upon EIA-364-23C)	20 milliohms Max.
5.2 绝缘阻抗 Insulation Resistance	公母配合,对相邻两接触导体,于1分钟内施 加500V 的直流电,并量测其间绝缘阻抗. Mate connectors, apply 500V DC for 1 minute between adjacent contacts to measure the insulation resistance. (Based upon EIA-364-21B)	500 Megohms Min.
5.3 耐电压 Dielectric Strength	公母配合,在相邻端子或端子与接地端之 间,使用 500V 的交流电1 分钟,检测连接器. Mate connectors, apply 500V AC for 1 minute between adjacent terminal or ground. (Based upon EIA-364-20A)	无损毁或出现电火花 No Breakdown and Flashover

Product Specification(产品规格书)		Issued By: Engineering Dept.	
Subject (主题): 1.50mm Pitch KR1507 Dual Row Series Connector Specification		Date Issued	2022/5/26
		Date Revised	2022/5/26
Document Number: PS-KR1507-02		Revised /Edition	A1

6.0 机械性能 (Mechanical Performance)

项 目 Item		条 件 Test Condition		规 格 Requirement		
6.1	插拔力 Insertion & Withdrawal Force	以每分钟25.4±3mm的速率插入和拔出。(不包含卡榫结合力) Insert and withdraw connectors at the speed rate of 25.4±3mm/minute. (Excluding plastic detents) (Based upon EIA-364-13D□		参照第8.0项 Refer to paragraph 8.0		
6.2	端子插入力 Terminal Insertion Force	铆线后之端子插入Housing所需最大力量。 Insert the crimped terminal into the housing.		1.0 kgf (9.8 N) Max.		
6.3	端子保持力 Terminal/Housing Retention Force	以每分钟25.4±3mm的速率,将端子从Housing内轴向拔出的力量。 Apply axial pull out force at the speed rate of 25.4±3mm/minute on the terminal assembled in the housing.		1.0 kgf (9.8 N) Min.		
6.4	Pin针保持力 Pin Retention Force	以每分钟25.4±3mm的速率,将PIN针从Wafer内轴向拔出的力量。 Apply axial push force at the speed rate of 25.4±3mm/minute.		0.3 kgf (2.94 N) Min.		
6.5	自锁装置强度 Lock Retention Force	配合连接器以25.4±3mm的速率,施加拔出力.Mate connectors and apply pull-out force at the speed rate of 25±3mm//minute.		3.0 kgf (29.4 N) min.		
6.6	端子压接 Terminal Crimping Specification	Wire Size		24 AWG	26 AWG	28 AWG
		①	Crimp width	1.03±0.03		
			Crimp height	0.65±0.05	0.60±0.05	0.55±0.05
		②	Crimp width	1.23 Max		
			Crimp height	1.50 Max	1.40 Max	1.25 Max
		Crimp strength (kgf)	3.63 Min.	2.27 Min.	1.36 Min.	
		Stripping (mm)	1.3-1.8			
①Conductor(mm) ②Insulation(mm)						

Product Specification(产品规格书)		Issued By: Engineering Dept.	
Subject (主题): 1.50mm Pitch KR1507 Dual Row Series Connector Specification		Date Issued	2022/5/26
		Date Revised	2022/5/26
Document Number: PS-KR1507-02		Revised /Edition	A1

7.0 环境性能及其它 (Environmental Performance and Others)

项 目 Item		条 件 Test Condition	规 格 Requirement	
7.1	耐久性 Durability	以每分钟不超过 10 次的速率,将公母插拔30次. When mated up to 30 cycles repeatedly by the rate of 10 cycles per minute. (Based upon EIA-364-09C)	接触阻抗 Contact Resistance	40 milliohms Max.
7.2	温升测试 Temperature Rise	公母对插后,在通过额定电流下,所测定的温度. Carrying rated current load. (Based upon EIA-364-70B)	温升测试 Temperature rise	30°C Max.
7.3	耐振动性 Vibration	振幅: 1.52mm P-P 时间: 10~55~10 HZ in 1 minute 持续时间: 每轴向 2 小时 Amplitude: 1.52mm P-P Sweep time: 10~55~10 HZ in 1 minute Duration: 2 hours in each X.Y.Z axials. (Based upon EIA-364-28B)	外观 Appearance	无异状 No Damage
			接触阻抗 Contact Resistance	40 milliohms Max.
			瞬断 Discontinuity	1 micro-second Max.
7.4	耐冲击性 Shock	在 X.Y.Z 上 6 个方向上,以 490m/s ² (50g 的 力量) 冲击下各 3 回. 490m/s ² {50g}, 3strokes in each X.Y.Z. axes. (Based upon EIA-364-27B)	外观 Appearance	无异状 No Damage
			接触阻抗 Contact Resistance	40 milliohms Max.
			瞬断 Discontinuity	1 micro-second Max.
7.5	耐热性 Heat Resistance	105±2°C,96 hours. (Based upon EIA-364-17B)	外观 Appearance	无异状 No Damage
			接触阻抗 Contact Resistance	40 milliohms Max.
7.6	耐寒性 Cold Resistance	-40±2°C,96 hours. (Based upon EIA-364-59)	外观 Appearance	无异状 No Damage
			接触阻抗 Contact Resistance	40 milliohms Max.

Product Specification(产品规格书)		Issued By: Engineering Dept.	
Subject (主题): 1.50mm Pitch KR1507 Dual Row Series Connector Specification		Date Issued	2022/5/26
		Date Revised	2022/5/26
Document Number: PS-KR1507-02		Revised /Edition	A1

项 目 Item		条 件 Test Condition	规 格 Requirement	
7.7	耐湿性 Humidity	温度: 60±2°C 湿度: 90~95%(RH) 持续时间: 96 hours Temperature: 60±2°C Relative Humidity: 90~95% Duration: 96 hours (Based upon EIA-364-31B)	外观 Appearance	无异状 No Damage
			接触阻抗 Contact Resistance	40 milliohms Max.
			耐电压 Dielectric Strength	Must meet 5.3
			绝缘阻抗 Insulation Resistance	500 Megohms Min.
7.8	盐水喷雾 Salt Spray	在温度35±2°C,盐水浓度5±1%下,盐水喷雾48小时. 48 hours exposure to a salt spray from the 5±1% solution at 35±2°C. (Based upon EIA-364-26B)	外观 Appearance	无异状 No Damage
			接触阻抗 Contact Resistance	40 milliohms Max.
7.9	焊锡附着性 Solder-ability	焊接时间: 3±0.5 秒. 焊接温度: 245±5°C. Soldering Time: 3±0.5second. Solder Temperature: 245±5°C. (Based upon EIA-364-52)	Solder Wetting	浸渍面积需 95%以上 95% of Immersed area must show no voids, pin holes.
7.10	亚硫酸气体 SO2 Gas	公母配对状态、暴露在40±2°C, 50±5ppm的SO2 气体中24H。 Mated connectors and expose to the conditions of 50±5ppm SO2 gas ambient temperature 40±2°C for 24 hours.	外观 Appearance	无异状 No Damage
			接触阻抗 Contact Resistance	40 milliohms Max.

Product Specification(产品规格书)		Issued By: Engineering Dept.	
Subject (主题): 1.50mm Pitch KR1507 Dual Row Series Connector Specification		Date Issued	2022/5/26
		Date Revised	2022/5/26
Document Number: PS-KR1507-02		Revised /Edition	A1

项 目 Item		条 件 Test Condition	规 格 Requirement	
7.11	氨气 NH3 Gas	公母配对状态、暴露在28%浓度的氨溶液中，蒸发40分钟。 Mated connectors and expose to the conditions of NH3 gas evaporating from 28% Ammonia solution for 40 minutes.	外观 Appearance	无异状 No Damage
			接触阻抗 Contact Resistance	40 milliohms Max.
7.12	温湿循环 Temperature Cycling	配对连接器，在下列条件中暴露5个循环，试验前的样品应在室温环境下放置1到2小时，再进行规定的测试 Mate connectors and subject to the following conditions for 5 cycles. Upon completion of the exposure period, the test specimens shall be conditioned at ambient room conditions for 1 to 2hours, after which the specified measurements shall be performed. 5 cycles of : a) - 40±3°C 30 minutes b) + 105±2°C 30 minutes	外观 Appearance	无异状 No Damage
			接触阻抗 Contact Resistance	40 milliohms Max.
7.13	焊锡耐热性 Solder-Resistance	SMT型产品，能够承受焊锡耐热范围。 SMT type products, able to withstand the solder heat resistance range. 参考温度曲线图9.1 Refer to Temperature Profile9.1 (Based upon EIA-364-56D)	外观 Appearance	无异状 No Damage
		DIP型产品，能够承受焊锡耐热范围。 DIP type products, able to withstand the solder heat resistance range. 参考温度曲线图9.2 Refer to Temperature Profile9.2 (Based upon EIA-364-71B)	外观 Appearance	无异状 No Damage

Product Specification(产品规格书)		Issued By: Engineering Dept.	
Subject (主题): 1.50mm Pitch KR1507 Dual Row Series Connector Specification		Date Issued	2022/5/26
		Date Revised	2022/5/26
Document Number: PS-KR1507-02		Revised /Edition	A1

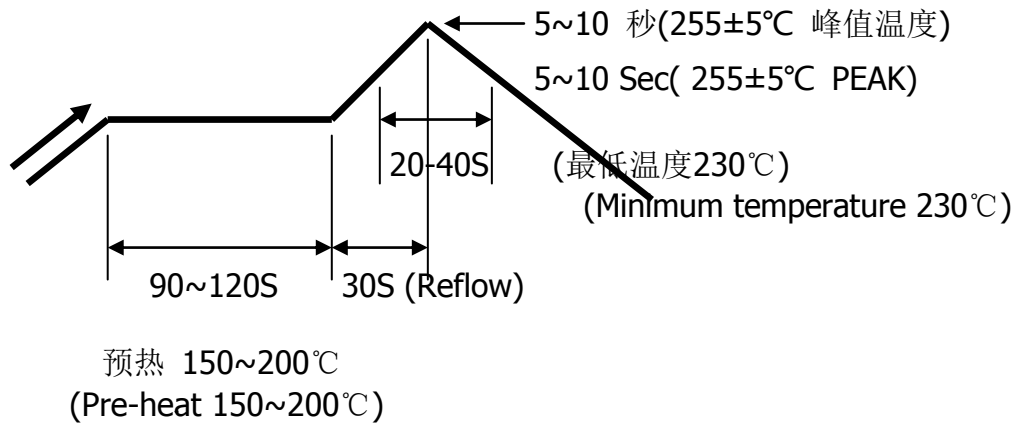
8.0 综合插入力及拔出力 (Insertion/withdrawal force)
<Unit: kgf>

No. of Circuits PIN数	At Initial 首次插入与拔出力 (初始值)		At 30 th 30次插入 与拔出后	No. of Circuits PIN数	At Initial 首次插入与拔出力 (初始值)		At 30 th 30次插入与 拔出后
	I.F.(MAX.) 插入力	R.F.(MIN.) 拔出力	R.F.(MIN.) 拔出力		I.F.(MAX.) 插入力	R.F.(MIN.) 拔出力	R.F.(MIN.) 拔出力
2*4	2.64	0.16	0.16	2*14	9.24	0.56	0.56
2*5	3.30	0.20	0.20	2*15	9.90	0.60	0.60
2*6	3.96	0.24	0.24	2*16	10.56	0.64	0.64
2*7	4.62	0.28	0.28	2*17	11.22	0.68	0.68
2*8	5.28	0.32	0.32	2*18	11.88	0.72	0.72
2*9	5.93	0.36	0.36	2*19	12.54	0.76	0.76
2*10	6.59	0.40	0.40	2*20	13.20	0.80	0.80
2*11	7.26	0.44	0.44				
2*12	7.92	0.48	0.48				
2*13	8.58	0.52	0.52				

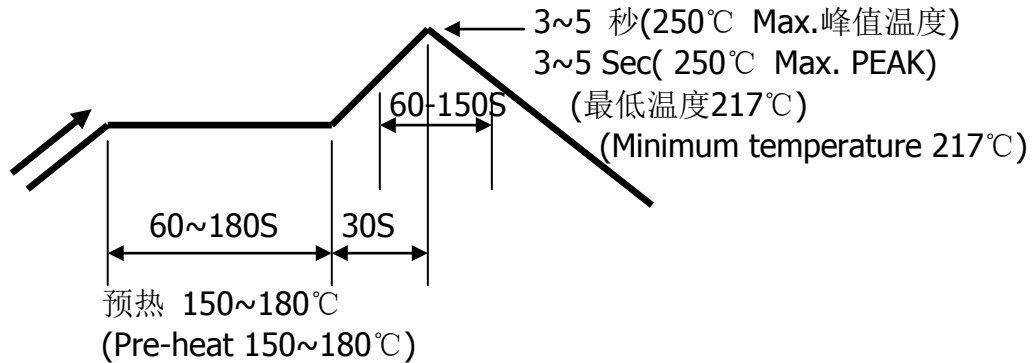
Product Specification (产品规格书)	Issued By: Engineering Dept.	
	Date Issued	2022/5/26
Subject (主题): 1.50mm Pitch KR1507 Dual Row Series Connector Specification	Date Revised	2022/5/26
	Revised /Edition	A1
Document Number: PS-KR1507-02		

9.0 温度曲线 (Temperature Profile)

9.1 SMT红外线回流曲线(SMT Infrared Reflow Profile)



9.2 波峰焊曲线(Wave soldering profile)



注：由于P.C板等焊接装置改变条件,所以请预先用自己的装置检查焊接条件。

Notes: Please check welding conditions by your own devices beforehand. Because the condition changes by the soldering devices, P.C.boards, and so on.

10.0 备注 (Remark)

有关规格书内容经变更或改版,如未能及时发布与通知,烦请联系我司业务人员提供产品最新资讯

Any change or revision for the product specification will not be announced in advance.

Please contact our sales representative for the latest information.

Written: Arvin

Checked: /

Approved: Min xinhao