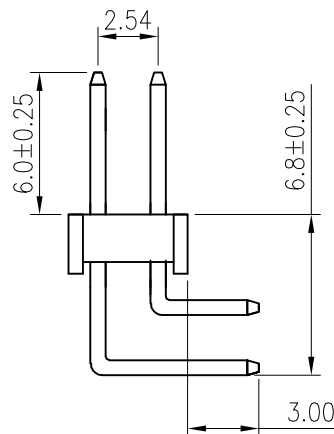
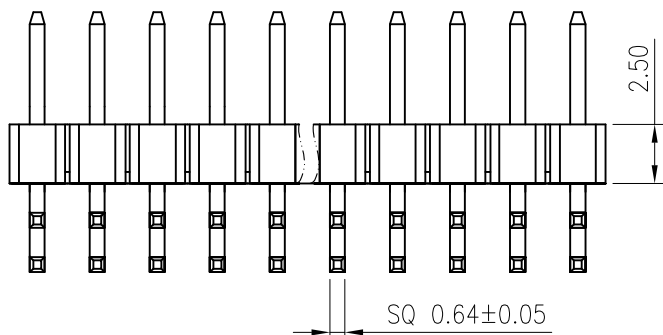
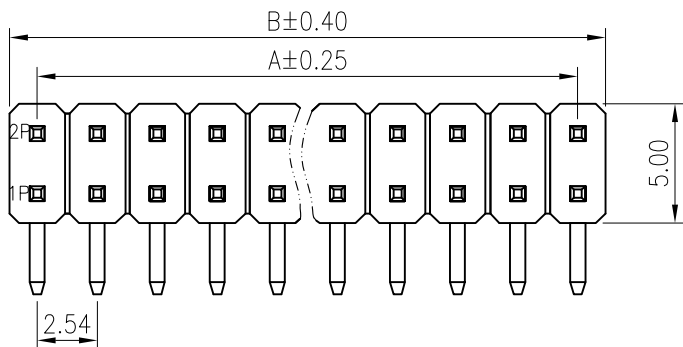
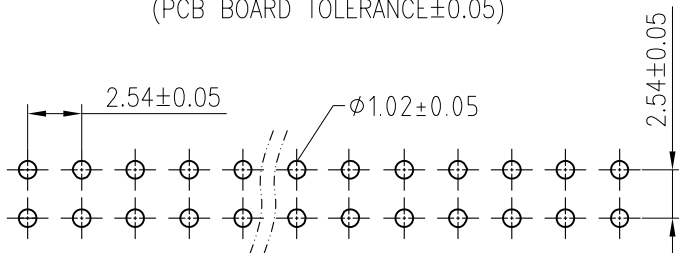


RoHS
COMPLIANT



Recommended P.C.B. Layout(Top Side)
(PCB BOARD TOLERANCE±0.05)



PCB LAYOUT

SPECIFICATIONS

1. Current rating: 3A AC, DC
2. Voltage rating:250V AC,DC
3. Temperature range: -40°C ~ +105°C
4. Insulation resistance: 1000MΩ/ min.
5. Withstanding voltage: 1000V AC/ minute.
6. Contact resistance: 20mΩ/ max.

Material:

Insulator: PA6T UL 94V-0
 Contact: Brass
 Plating: Gold flash plated over Nickel
 Circuits: 2x2~2x40
 Mate with KR2542 series housing or female header

Ordering Code:

C2542RD *** ** G01 03PC
 No.of Circuits }
 202:2x2,240:2x40 } Plating
 Insulator Material } G01:Gold flash
 10:PA6T Black

A=2.54X(circuits/2-1)
 B=A+2.54

TOLERANCE
X.X ±0.30
X.XX ±0.20
X.XXX ±0.10
Angle ±2°

TITLE:
 DP2.54 DIP 90° Pin
 Header 2X30P H2.54/
 L6.0/D3.0

DRAWN: *Arwin 2021.09.08*
 CHECKED:
 APPROVED:

KONNRA 东莞市康瑞电子有限公司
 DongGuan Konnra Electronics Co.,Ltd.

PART NO.: C2542RD23010G0103PC

MARK	REVISION DESCRIPTION	SIGNATURE	DATE	UNIT:mm	SCALE:N/A	SHEET:1/1	PROJECTION	REV.:A1	DRAWING NO.:2542WMRD203-C-S
------	----------------------	-----------	------	---------	-----------	-----------	------------	---------	-----------------------------