

RoHS
COMPLIANT

SPECIFICATIONS

1. Current rating: 3A AC, DC
2. Voltage rating: 250V AC,DC
3. Temperature range: -40°C ~ +125°C
4. Insulation resistance: 1000MΩ/ min.
5. Withstanding voltage: 800V AC/ minute.
6. Contact resistance: 25mΩ/ max.

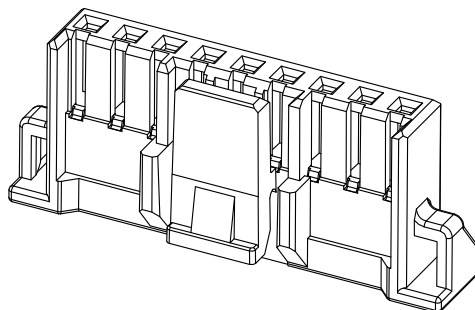
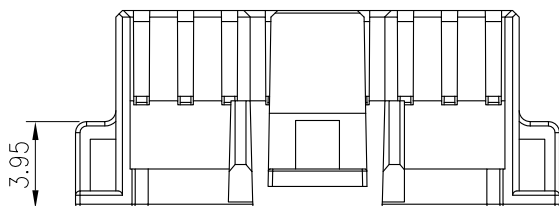
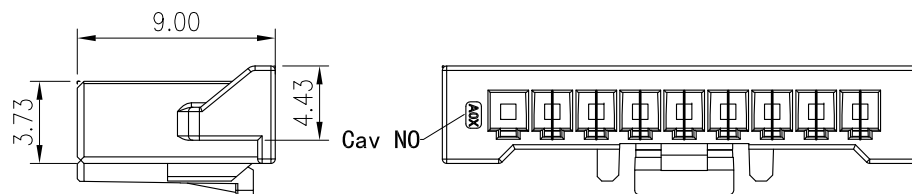
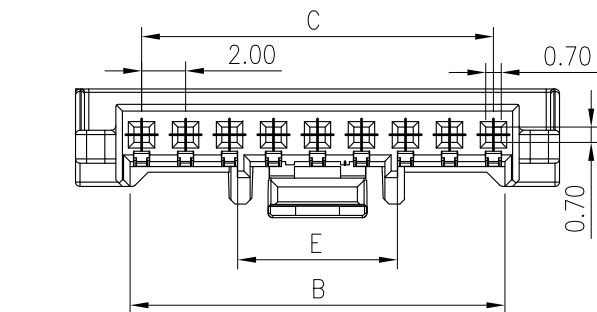
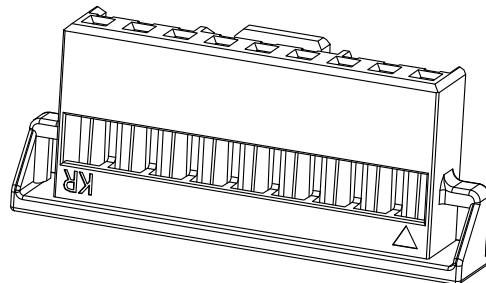
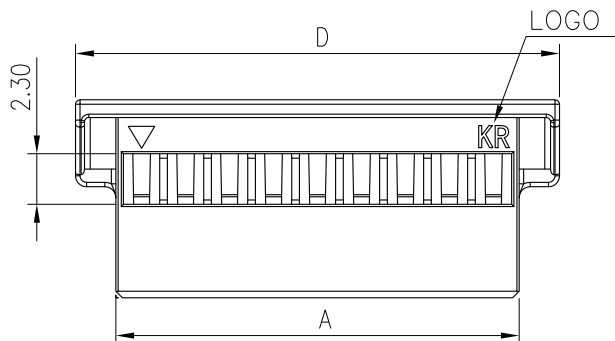
Material: Nylon 66 UL 94V-0
Suitable: KR2022 series Terminal (22AWG~24AWG)
Mates With KR2014 Series Wafer

Ordering Code:

H202201** ** 01A

102=1*2P Insulator Material
103=1*3P 01:PA66 White V0

....

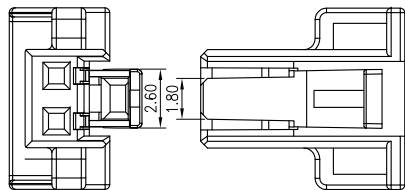
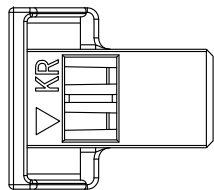


PIN.	Dimension				
	A	B	C	D	E
2P	4.34	3.30	2.00	8.0	/
3P	6.34	5.20	4.00	10.0	/
4P	8.34	6.90	6.00	12.0	/
5P	10.34	9.04	8.00	14.0	7.26
6P	12.34	11.04	10.00	16.0	7.26
7P	14.34	13.04	12.00	18.0	7.26
8P	16.34	15.04	14.00	20.0	7.26
9P	18.34	17.04	16.00	22.0	7.26
10P	20.34	19.04	18.00	24.0	13.86
11P	22.34	21.04	20.00	26.0	13.86
12P	24.34	23.04	22.00	28.0	13.86
13P	26.34	25.04	24.00	30.0	13.86
14P	28.34	27.04	26.00	32.0	13.86
15P	30.34	29.04	28.00	34.0	13.86

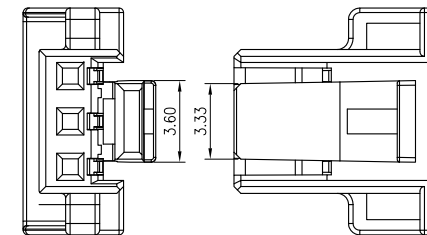
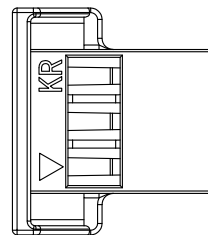
F					TOLERANCE	TITLE:	DRAWN:	KONNRA 东莞市康瑞电子有限公司 DongGuan Konnra Electronics Co.,Ltd. PART NO.:H202201****01A		
					X.X ±0.30	PAL2.0 Housing	CHECKED:			
		NEW DWG	TYF	2023.08.31	X.XX ±0.20		APPROVED:			
	MARK	REVISION DESCRIPTION	SIGNATURE	DATE	X.XXX ±0.10	UNIT:mm	SCALE:N/A		SHEET:1/3	PROJECTION
	1	2	3	4	5	6	7	8	9	

RoHS
COMPLIANT

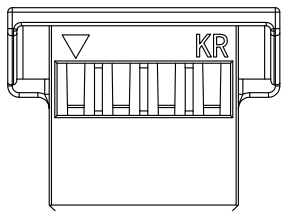
2P View



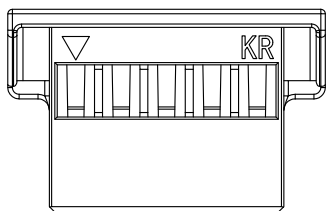
3P View



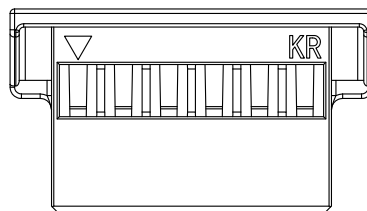
4P View



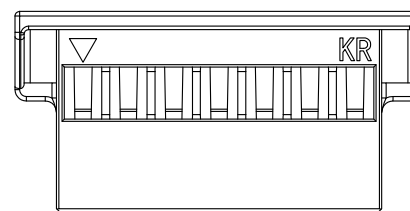
5P View



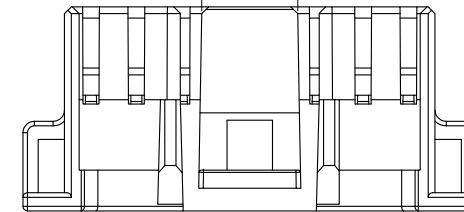
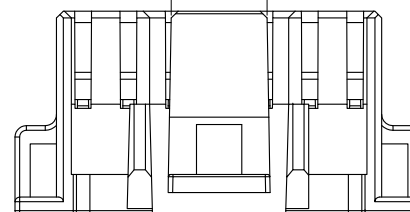
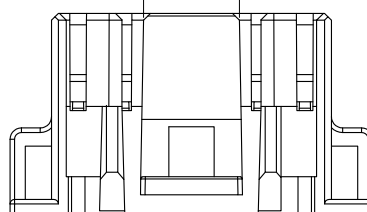
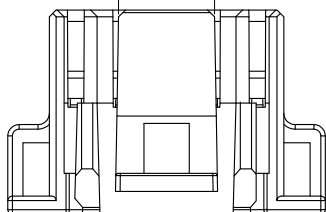
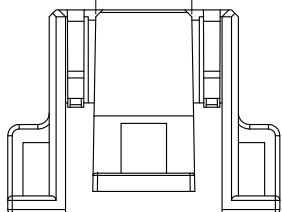
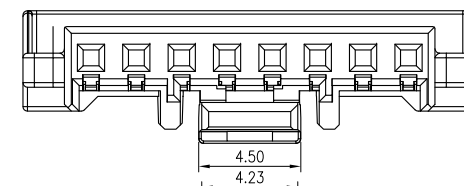
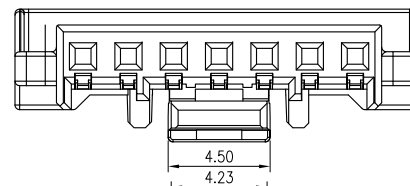
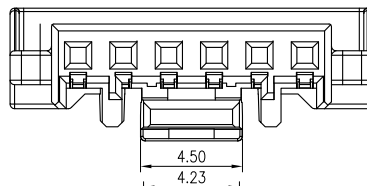
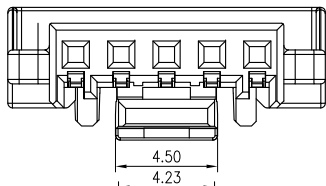
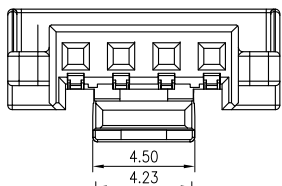
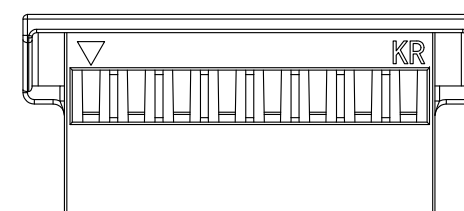
6P View



7P View



8P View



A03

A02

A01

NEW DWG

TYF

2023.08.31

TOLERANCE

X.X ±0.30

X.XX ±0.20

X.XXX ±0.10

Angle ±2°

TITLE:

PAL2.0 Housing

DRAWN: TYF 2023.08.31

CHECKED:

APPROVED:

KONNRA 东莞市康瑞电子有限公司

DongGuan Konnra Electronics Co.,Ltd.

PART NO.:H202201****01A

MARK

REVISION DESCRIPTION

SIGNATURE

DATE

UNIT:mm

SCALE:N/A

SHEET:2/3

PROJECTION



REV.:A01

DRAWING NO.:H202201-A-S

1

2

3

4

5

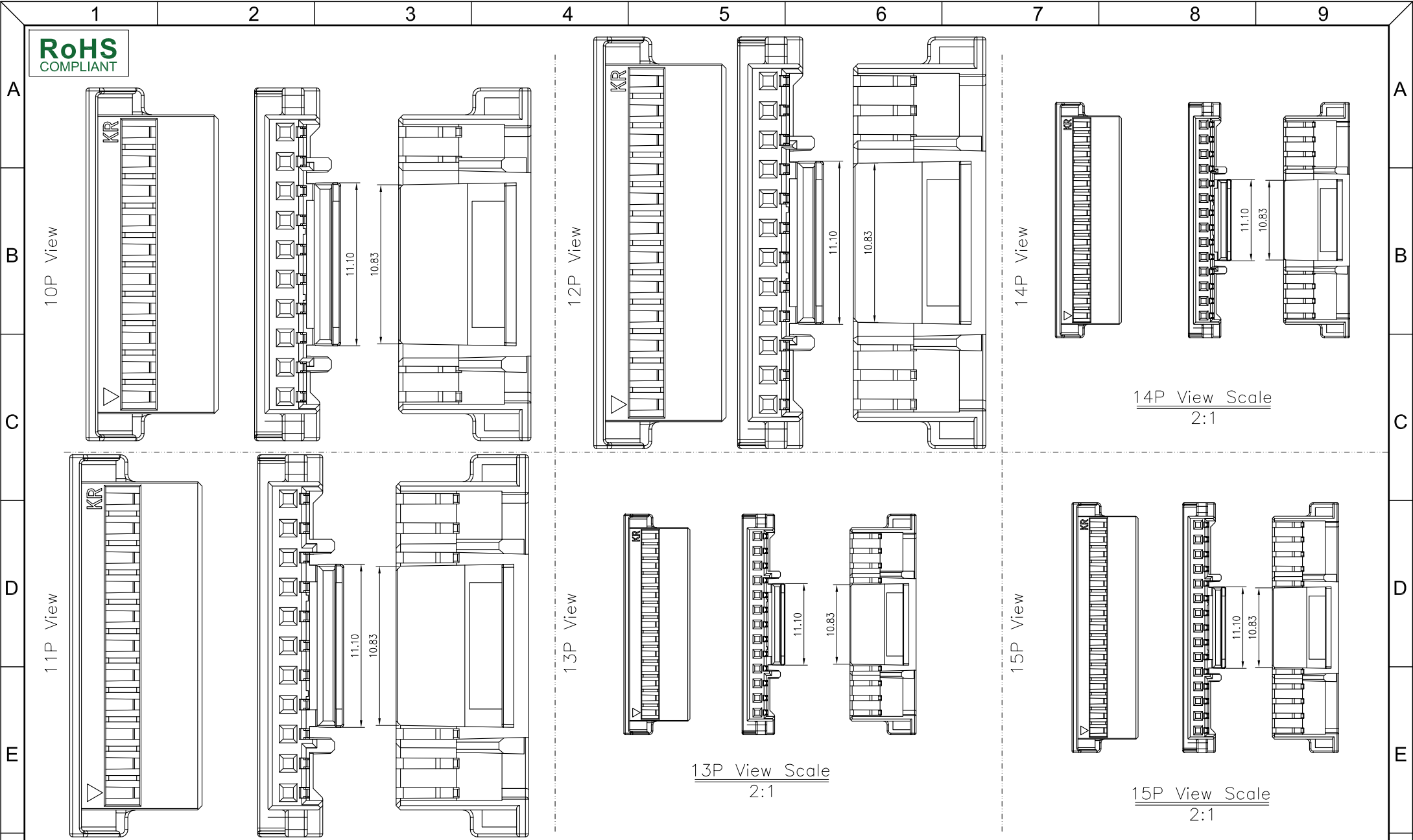
6

7

8

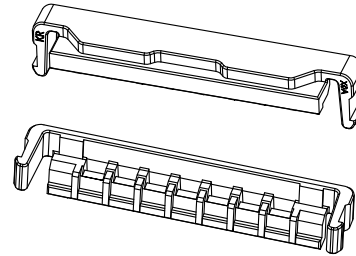
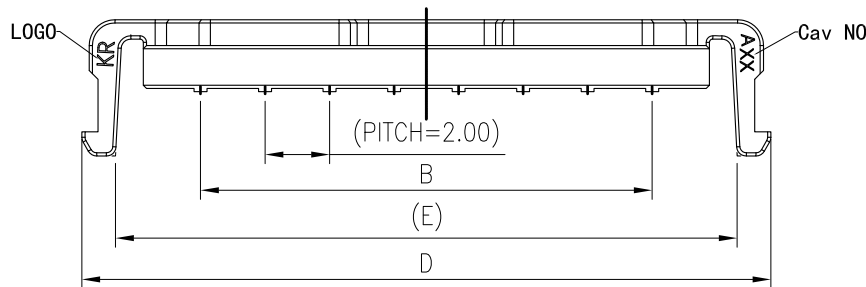
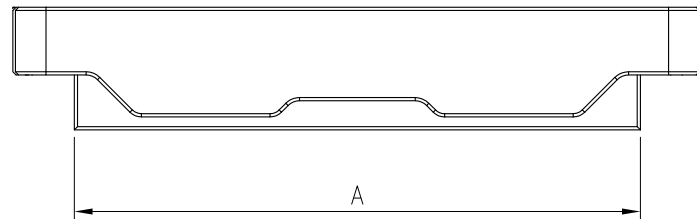
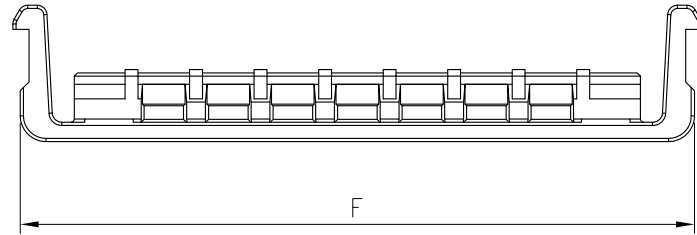
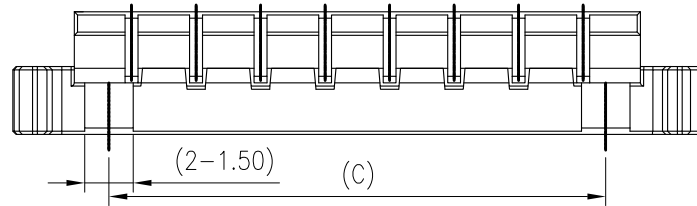
9

RoHS
COMPLIANT

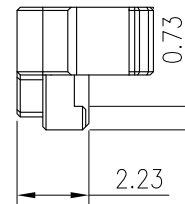


F					TOLERANCE	TITLE:	DRAWN: <i>TYF</i> 2023.08.31	KONNRA 东莞市康瑞电子有限公司		
					X.X ±0.30	PAL2.0 Housing	CHECKED:	DongGuan Konnra Electronics Co.,Ltd.		
		NEW DWG	TYF	2023.08.31	X.XX ±0.20		APPROVED:	PART NO.:H202201****01A		
	MARK	REVISION DESCRIPTION	SIGNATURE	DATE	X.XXX ±0.10	UNIT:mm	SCALE:1:1	SHEET:3/3	PROJECTION	REV.:A01
	1	2	3	4		5	6	7	8	9

RoHS
COMPLIANT



View Scale
2:1



SPECIFICATIONS

1. Current rating: 3A AC, DC
2. Voltage rating: 250V AC, DC
3. Temperature range: -40°C ~ +125°C
4. Insulation resistance: 1000MΩ/ min.
5. Withstanding voltage: 800V AC/ minute.
6. Contact resistance: 25mΩ/ max.

Material: PBT
Suitable: KR2022 series HSG
Mates With KR2014 Series Wafer

Ordering Code:

H202201** ** 11A

102=1*2P

103=1*3P

....

Insulator Material
24:PBT White

PIN.	Dimension					
	A	B	C	D	E	F
2P	3.55	/	1.4	7.36	5.27	6.90
3P	5.55	2.0	3.4	9.36	7.27	8.90
4P	7.55	4.0	5.4	11.36	9.27	10.90
5P	9.55	6.0	7.4	13.36	11.27	12.90
6P	11.55	8.0	9.4	15.36	13.27	14.90
7P	13.55	10.0	11.4	17.36	15.27	16.90
8P	15.55	12.0	13.4	19.36	17.27	18.90
9P	17.55	14.0	15.4	21.36	19.27	20.90
10P	19.55	16.0	17.4	23.36	21.27	22.90
11P	21.55	18.0	19.4	25.36	23.27	24.90
12P	23.55	20.0	21.4	27.36	25.27	26.90
13P	25.55	22.0	23.4	29.36	27.27	28.90
14P	27.55	24.0	25.4	31.36	29.27	30.90
15P	29.55	26.0	27.4	33.36	31.27	32.90

A03

A02

A01

NEW DWG

TYF

2023.08.31

TOLERANCE
X.X ±0.30
X.XX ±0.20
X.XXX ±0.10
Angle ±2°

TITLE:
PAL2.0 LOCK

DRAWN: 7/7 2023.08.31

CHECKED:

APPROVED:

KONNRA 东莞市康瑞电子有限公司
DongGuan Konnra Electronics Co.,Ltd.

PART NO.: H202201****11A

MARK

REVISION DESCRIPTION

SIGNATURE

DATE

UNIT:mm

SCALE:N/A

SHEET:1/2

PROJECTION

REV.:A01

DRAWING NO.:2022H111-A-S

1

2

3

4

5

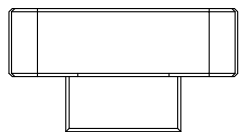
6

7

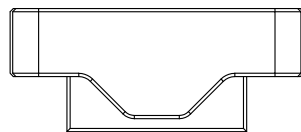
8

9

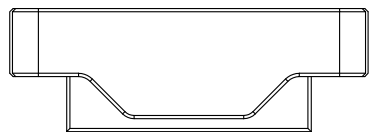
RoHS
COMPLIANT



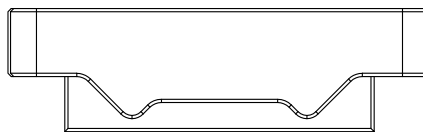
2P



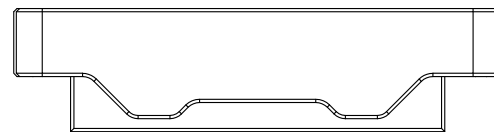
3P



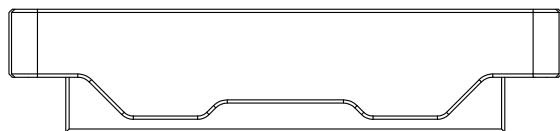
4P



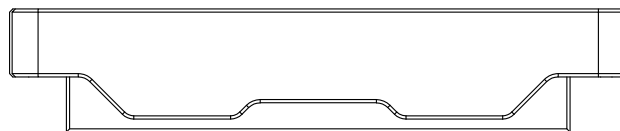
5P



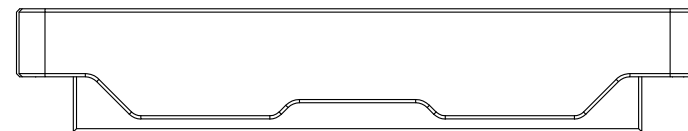
6P



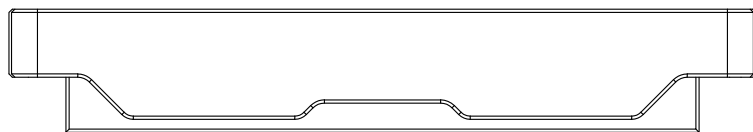
7P



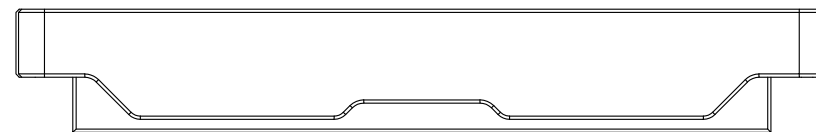
8P



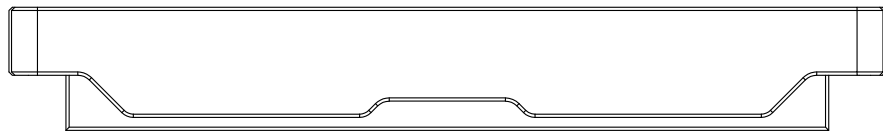
9P



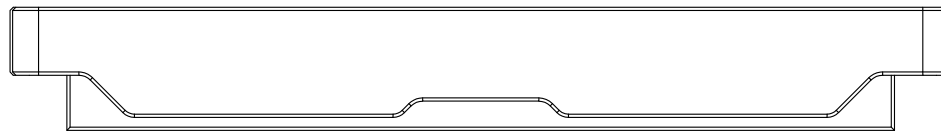
10P



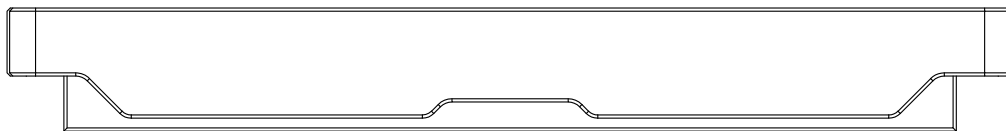
11P



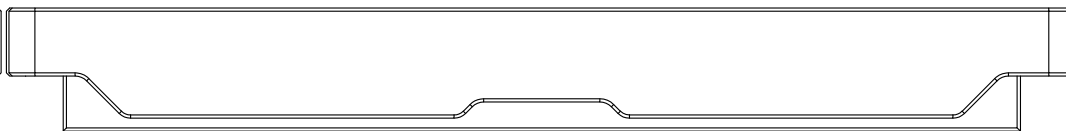
12P



13P



14P



15P

F					TOLERANCE	TITLE:	DRAWN: <i>TYF</i> 2023.08.31	KONNRA 东莞市康瑞电子有限公司		
					X.X ±0.30	PAL2.0 LOCK	CHECKED:	DongGuan Konnra Electronics Co.,Ltd.		
		NEW DWG	TYF	2023.08.31	X.XX ±0.20		APPROVED:	PART NO.:H202201****11A		
	MARK	REVISION DESCRIPTION	SIGNATURE	DATE	X.XXX ±0.10	UNIT:mm	SCALE:1:1	SHEET:2/2	PROJECTION	REV.:A01
	1	2	3	4		5	6	7	8	9

Angle ±2°