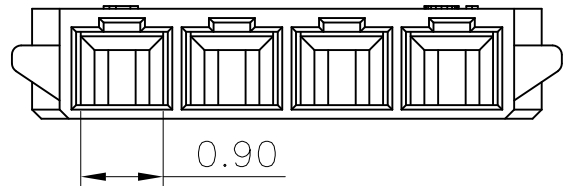
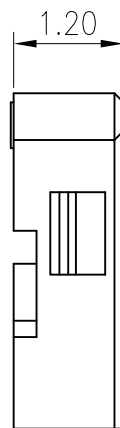
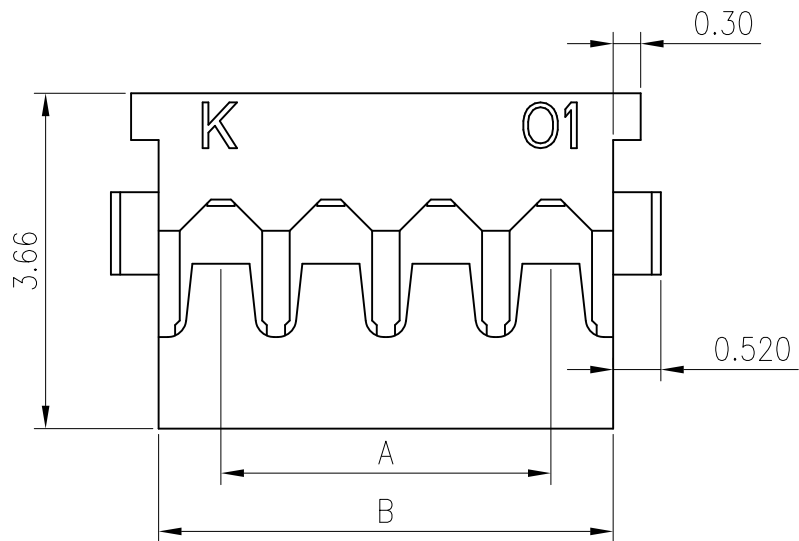
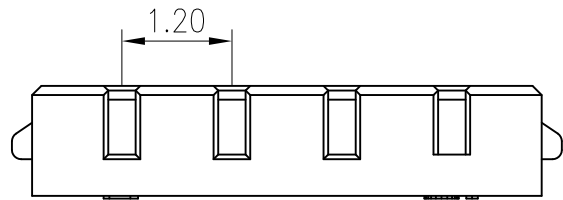


RoHS
COMPLIANT



◆ SPECIFICATIONS

- Current rating: 1.5A AC, DC
- Voltage rating: 50V AC, DC
- Temperature range: -40°C ~ +105°C
- Insulation resistance: 100MΩ Min.
- Withstanding voltage: 500V AC/ minute.
- Contact resistance: 20mΩ Max.

⚠ Material: LCP UL94V-0 Black
Suitable: 1200 series Crimp Terminal

Ordering Code:

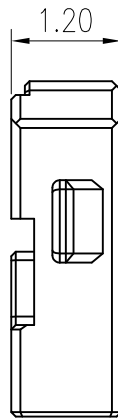
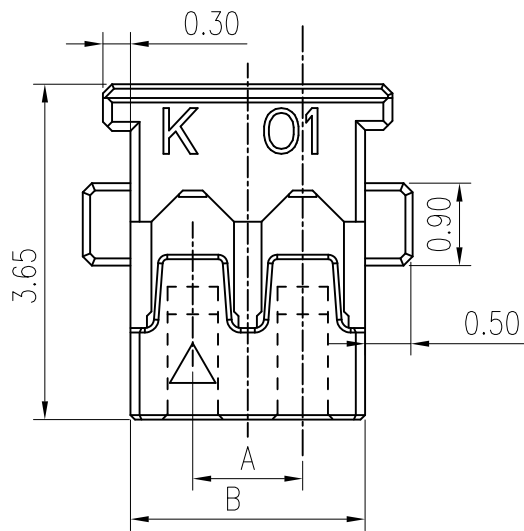
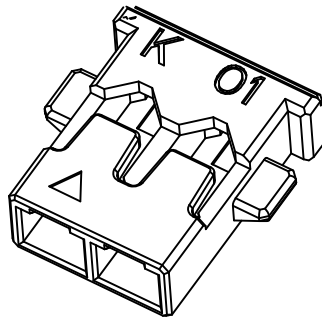
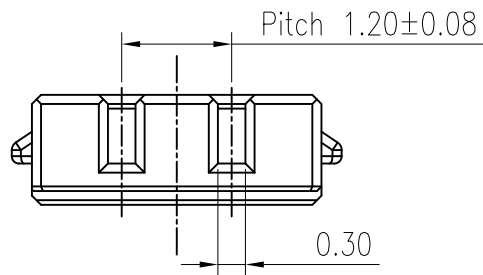
H120001**140*A

102=2P 00:Halogen free
103=3P 01:Conventional products
..... 14:LCP black ⚠

PIN.	Dimension	
	A	B
2P	1.20	2.60
3P	2.40	3.80
4P	3.60	5.00
5P	4.80	6.20
6P	6.00	7.40
7P	7.20	8.60

F	⚠A4	Uniformly arrange the drawings	Shen	2021.08.30	TOLERANCE X.X ±0.30 X.XX ±0.20 X.XXX ±0.10 Angle ±2°	TITLE: MX1.2 Housing	DRAWN: Shen 2021.08.30		KONNRA 东莞市康瑞电子有限公司			
	⚠A3	Cancel the PA46	ZZN	2021.05.06			CHECKED:		DongGuan Konnra Electronics Co.,Ltd.			
	MARK		REVISION DESCRIPTION	SIGNATURE			DATE	APPROVED:		PART NO.: H120001****0*A		
	1	2	3	4			UNIT:mm	SCALE:1/1	SHEET:1/1	PROJECTION	REV.:A4	DRAWING NO.:1200H01-A-S

RoHS
COMPLIANT



◆ SPECIFICATIONS

- Current rating: 1.5A AC, DC
- Voltage rating: 50V AC, DC
- Temperature range: -40°C ~ +105°C
- Insulation resistance: 100MΩ Min.
- Withstanding voltage: 500V AC/ minute.
- Contact resistance: 20mΩ Max.

△2 Material: LCP UL94V-0 Black
Suitable: 1200 series Crimp Terminal

Ordering Code:

H120001**140*B

102=2P

103=3P

.....

00:Halogen free

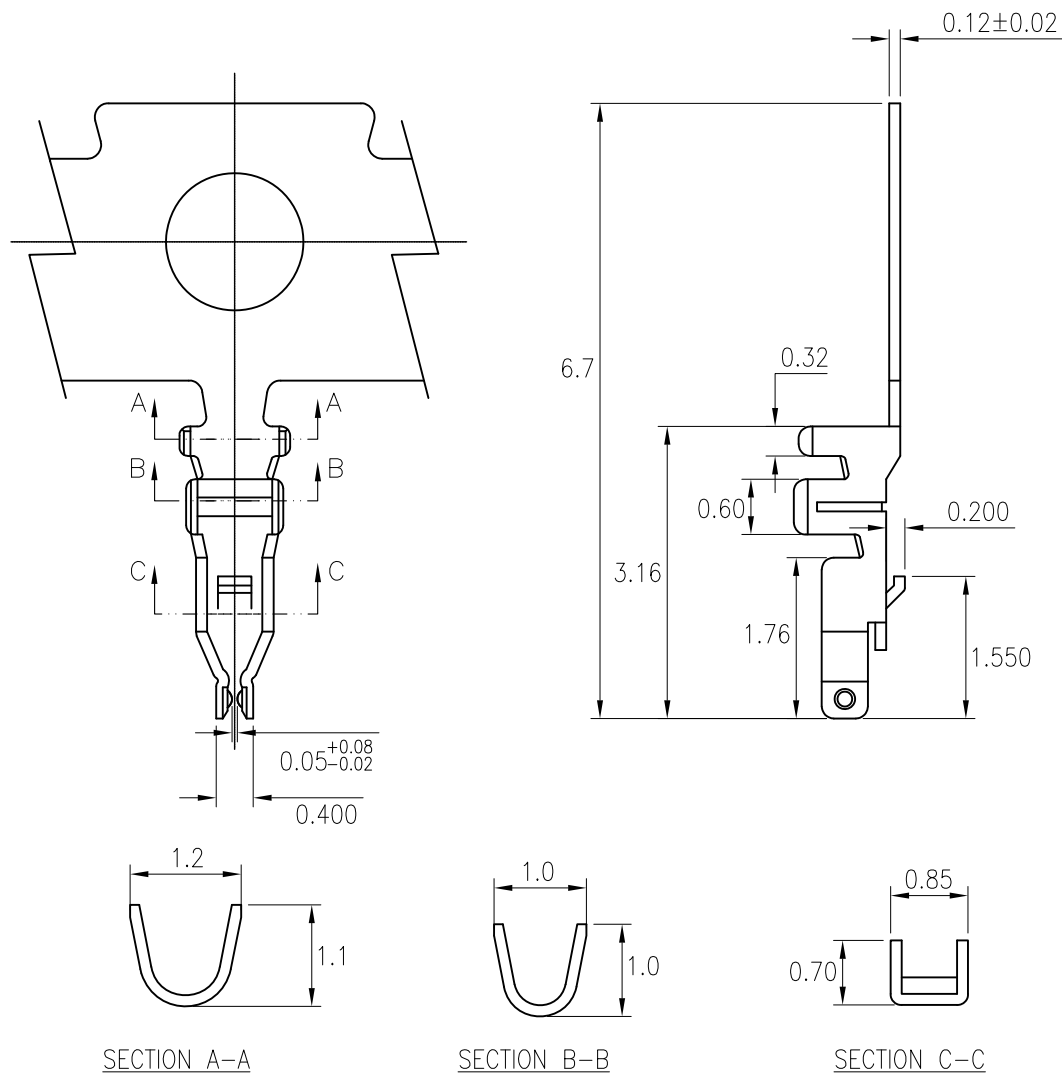
01:Conventional products

14:LCP black △2

PIN.	Dimension	
	A	B
2P	1.20	2.55
3P	2.40	3.75
4P	3.60	4.95
5P	4.80	6.15
6P	6.00	7.35
7P	7.20	8.55
8P	8.40	9.75

F	MARK	REVISION DESCRIPTION	SIGNATURE	DATE	TOLERANCE	TITLE: MX1.2 Housing B Type	DRAWN: Shen 2021.8.30		KONNRA 东莞市康瑞电子有限公司 DongGuan Konnra Electronics Co.,Ltd.		
					X.X ±0.30		UNIT:mm	SCALE:1/1			
					X.XX ±0.20				REV.:A3	DRAWING NO.:1200H01-B-S	
					X.XXX ±0.10						
Angle ±2°											

RoHS
COMPLIANT



◆ SPECIFICATIONS

- Current rating: 1.5A AC, DC
- Voltage rating: 50V AC, DC
- Temperature range: -40°C ~ +105°C
- Insulation resistance: 100MΩ Min.
- Withstanding voltage: 500V AC/ minute.
- Contact resistance: 20m Ω Max.

Applicable Wires:

AWG#28~#30

Insulation O.D. : 0.75mm MAX

Material: Phosphor Bronze

Finish: Gold-plated over Nickel

Suitable: 1200 series Crimp Housing

Q'ty: 25,000 PCS/Reel

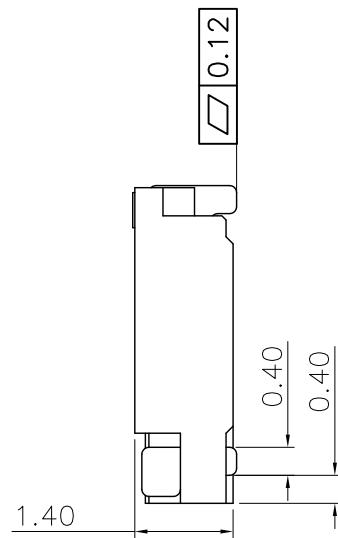
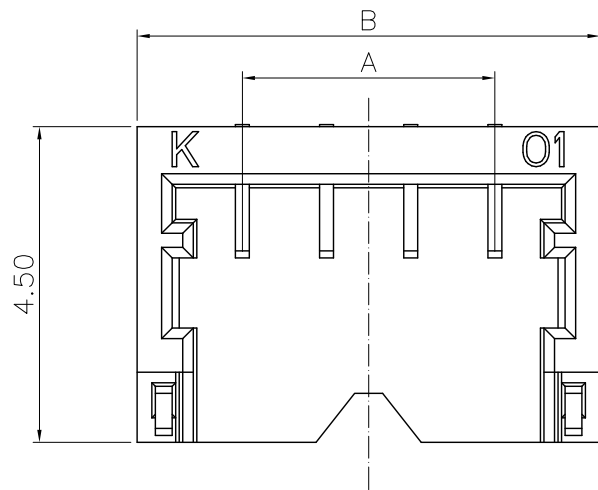
Ordering Code:

T12000P***01A

G02: Au 1u"

F				TOLERANCE	TITLE:	DRAWN:	KONNRA 东莞市康瑞电子有限公司 DongGuan Konnra Electronics Co.,Ltd. PART NO.: T12000P***01A REV.: A4 DRAWING NO.: 1200T101-A-S				
	△	Uniformly arrange the drawings	Shen	2021.10.11	X.X ±0.3	MX1.2 Terminal				Shen 2021.10.11	CHECKED:
	△	Change the part number and frame format	TLX	2020.05.09	X.XX ±0.2						APPROVED:
					X.XXX ±0.1						
	MARK	REVISION DESCRIPTION	SIGNATURE	DATE	Angle ±2°	UNIT:mm	SCALE: 1/1	SHEET: 1/1	PROJECTION		
	1	2	3	4	5	6	7	8	9		

RoHS
COMPLIANT



◆ SPECIFICATIONS

- Current rating: 1.5A AC, DC
- Voltage rating: 50V AC,DC
- Temperature range: -40°C ~ +105°C
- Insulation resistance: 100MΩ Min.
- Withstanding voltage: 500V AC/ minute.
- Contact resistance: 20mΩ Max.

Material:

Insulator: PA9T/LCP UL 94V-0 Black
Contact: Phosphor bronze
Fitting Nail: Brass

Plating:

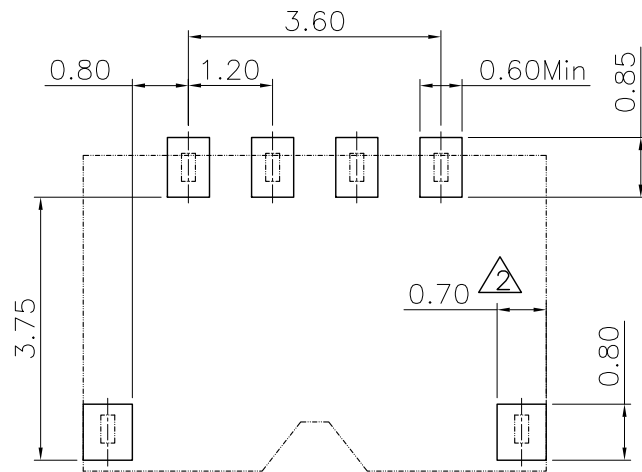
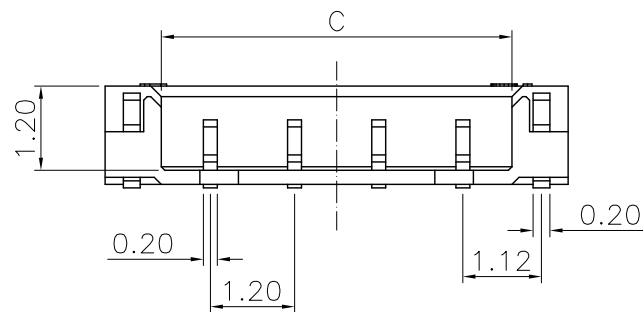
Contact: Gold Flash
Fitting Nail: Matte tin plated

Circuits: 2~7

Mate with KR1200 series housing

Ordering Code: C1200RS1**12G0201*A

PIN ┌───┐ ┌───┐
02=2P └───┘ └───┘ R:Reel
03=3P.....
Material:
12:PA9T
14:LCP
Plating Gold



Recommended P.C.B. Layout
Total tolerance:±0.05mm

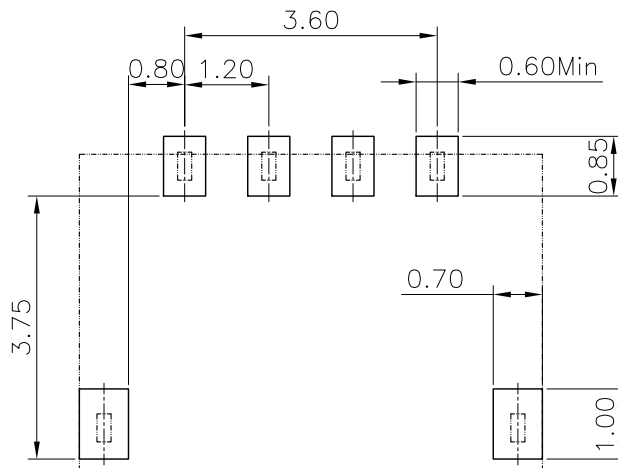
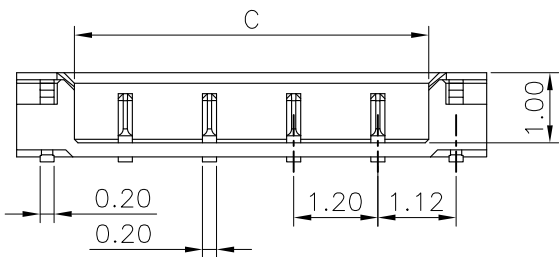
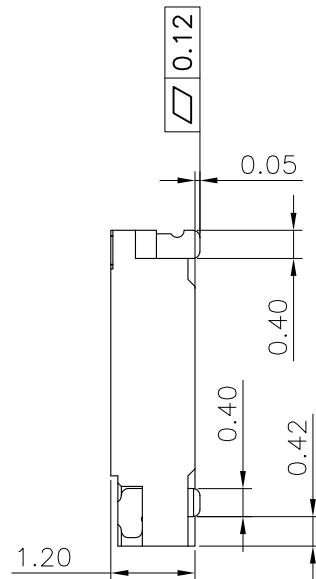
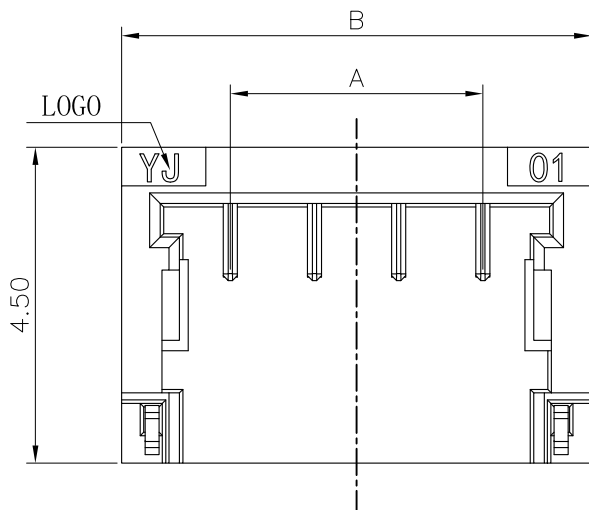
PIN.	Dimension		
	A	B	C
2P	1.20	4.30	2.64
3P	2.40	5.50	3.84
4P	3.60	6.70	5.04
5P	4.80	7.90	6.24
6P	6.00	9.10	7.44
7P	7.20	10.30	8.64

MARK	REVISION DESCRIPTION	SIGNATURE	DATE	TOLERANCE	TITLE:	DRAWN:	CHECKED:	APPROVED:	UNIT:mm	SCALE:1/1	SHEET:1/1	PROJECTION	REV.:A6	DRAWING NO.:1200WHS101-A-S	
△A6	Uniformly arrange the drawings	Shen	2021.8.30	X.X ±0.30	MX1.2 SMT 90° Wafer	ru yi 2021.08.30	Shen 2021.08.30								
△A5	Change the part number and frame format	Ru yi	2020.3.10	X.XX ±0.20											
				X.XXX ±0.10											
				Angle ±2°											

KONNRA 东莞市康瑞电子有限公司
DongGuan Konnra Electronics Co.,Ltd.

PART NO.:C1200RS*** **G0201RA

RoHS
COMPLIANT



Recommended P.C.B. Layout
Total tolerance: ±0.05mm

◆ SPECIFICATIONS

- Current rating: 1.5A AC, DC
- Voltage rating: 50V AC, DC
- Temperature range: -40°C ~ +105°C
- Insulation resistance: 100MΩ Min.
- Withstanding voltage: 500V AC/ minute.
- Contact resistance: 20mΩ Max.

Material:

Insulator: PA9T/LCP UL 94V-0 Black
Contact: Phosphor bronze
Fitting Tail: Brass

Plating:

Contact: Gold Flash
Fitting Tail: Matte tin plated

Circuits: 2~7

Suitable: 1200 series Housing

C1200RS1**12G0203* A

02=2P
03=3P.....
12: PA9T
14:LCP

R:Reel
P:Bag
03:KR LOGO
04:YJ LOGO

PLATING GOLD

PIN.	Dimension		
	A	B	C
2P	1.20	4.30	2.64
3P	2.40	5.50	3.84
4P	3.60	6.70	5.04
5P	4.80	7.90	6.24
6P	6.00	9.10	7.44
7P	7.20	10.30	8.64

MARK	REVISION DESCRIPTION	SIGNATURE	DATE
A3	Uniformly arrange the drawings	Shen	2021.8.30
A2	Change the part number and frame format	Ru yi	2020.3.10

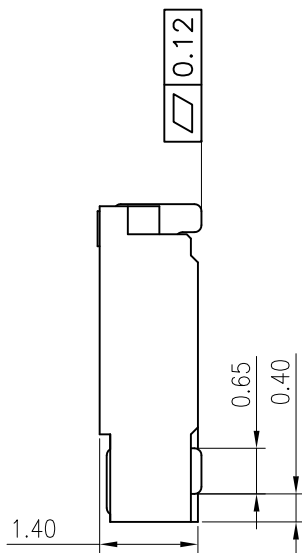
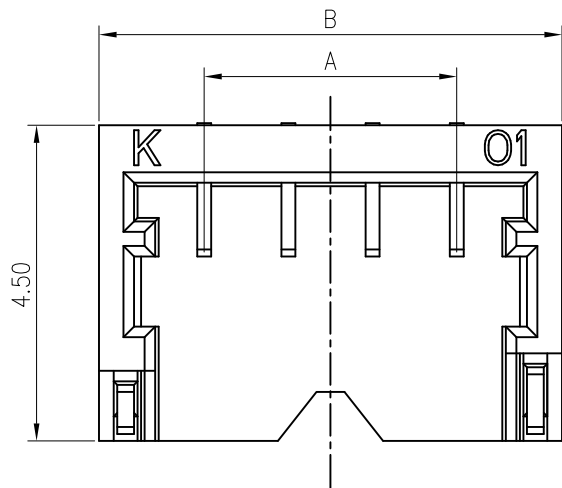
TOLERANCE
X.X ±0.30
X.XX ±0.20
X.XXX ±0.10
Angle ±2°

TITLE:
MX 1.20mm SMT Wafer No Notch (H=1.2mm)
UNIT:mm SCALE:1/1

DRAWN: ru yi 2021.08.30
CHECKED: Shen 2021.08.30
APPROVED:
SHEET:1/1

KONNRA 东莞市康瑞电子有限公司 DongGuan Konnra Electronics Co.,Ltd.	
PART NO.:C1200RS1**12G0203* A	
REV.:A3	DRAWING NO.:1200WHS04-A-S

RoHS
COMPLIANT



◆ SPECIFICATIONS

- Current rating: 1.5A AC, DC
- Voltage rating: 50V AC,DC
- Temperature range: -40°C ~ +105°C
- Insulation resistance: 100MΩ Min.
- Withstanding voltage: 500V AC/ minute.
- Contact resistance: 20m Ω Max.

Material:

Insulator: LCP UL 94V-0 Black
Contact: Phosphor bronze
Fitting Nail: Brass

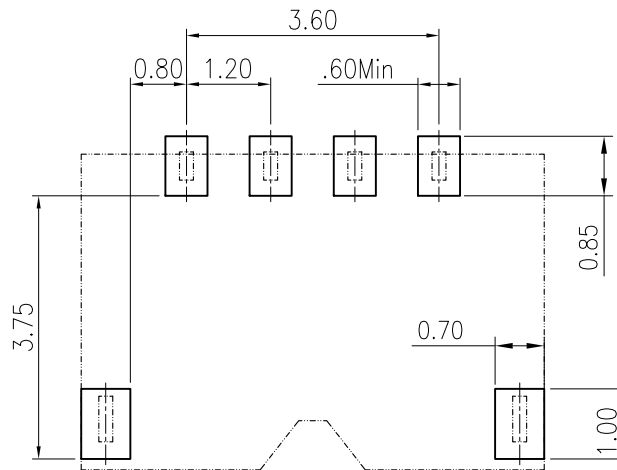
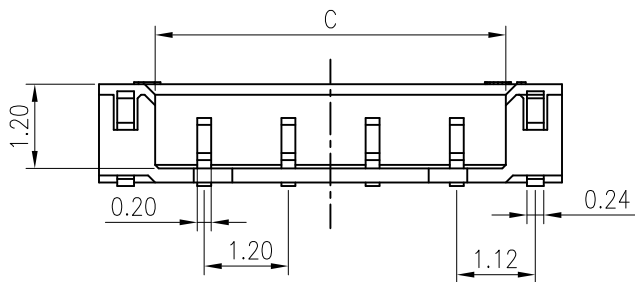
Plating:

Contact: Gold Flash
Fitting Nail: Matte tin plated

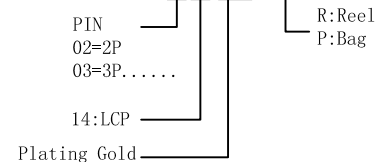
Circuits: 2~7

Mate with KR1200 series housing

Ordering Code: C1200RS1**14G0205* A



Recommended P.C.B. Layout
Total tolerance: ±0.05mm



PIN.	Dimension		
	A	B	C
2P	1.20	4.30	2.64
3P	2.40	5.50	3.84
4P	3.60	6.70	5.04
5P	4.80	7.90	6.24
6P	6.00	9.10	7.44
7P	7.20	10.30	8.64

F				TOLERANCE	TITLE:	DRAWN: Shen 2021.8.30	KONNRA 东莞市康瑞电子有限公司			
		Uniformly arrange the drawings	Shen	2021.8.30	MX1.2 SMT 90° Wafer (Widened Solder Tail)	CHECKED:	DongGuan Konnra Electronics Co.,Ltd.			
		Change solder tail size from 0.40 to 0.65	ZZN	2021.5.6		APPROVED:	PART NO.: C1200RS1****G0205* A			
	MARK	REVISION DESCRIPTION	SIGNATURE	DATE	Angle ±2°	UNIT:mm	SCALE: 1/1	SHEET: 1/1	PROJECTION	REV.: A7
	1	2	3	4	5	6	7	8	9	